

Self -Study Learning Pack

English

Grade 6



MINISTRY OF EDUCATION

National Level Guidance and supervision

B.M. Weerasuriya Director – English and Foreign Languages Ministry of Education

National Level Planning and Coordination

Dharshana Wijesinghe Assistant Director of Education Ministry of Education

National Level Reviewing and Editing

B.M. Weerasuriya- Director of Education –English and Foreign Languages –
Ministry of Education

W. Indumini Darshika Deputy Commissioner - Education Publication Department

Dharshana Wijesinghe Assistant Director of Education Ministry of Education

Academic Guidance for content writing

Chapa Welagedara Senior Project Officer Department of English -NIE

Provincial Level Guidance

Lakmina D. Karunanayaka – Provincial English Coordinator
Assistant Director of Education
Provincial Department of Education
Southern Province

Panel of Editors

- | | |
|----------------------------|----------------------------|
| 1. Anusha Wijewardena | ADE-English-ZEO Hambantota |
| 2. W.W.Inoka Priyadarshani | ADE-English-ZEO Elpitiya |
| 3. Renuka Kumari | ADE-English-ZEO Akuressa |
| 4. Janaki Wimalarathne | ADE-English-ZEO Mulatiyana |
| 5. Champika Abeywardena | ADE-English-ZEO Tangalle |
| 6. Deepani Uduwaka | ADE-English-ZEO Walasmulla |

Panel of Writers

- | | |
|----------------------------|-----------------------------------|
| 1. Malika de Zoysa | Co-ordinator - RESC- Balapitiya |
| 2. Eranga Yapa | RESC member- RESC- Matara |
| 3. Hasanthi Uralagama | Co-ordinator - RESC- Galle |
| 4. Silda de Silva | ISA-English- ZEO-Hambantota |
| 5. Samanthi Gamachchige | ISA-English- ZEO- Akuressa |
| 6. Ajitha Namali | ISA-English- ZEO- Ambalangoda |
| 7. Shoby Handunhewa | Co-ordinator - RESC- Matara |
| 8. Kumudu Priyanka | ISA-English- ZEO-Tangalle |
| 9. Prasanna Handungoda | RESC member- RESC- Galle |
| 10. Sajani Somathunga | Teacher –G/Ananda National School |
| 11. Wasana Madushani | RESC member- RESC-Tangalle |
| 12. Gayathri Aandrahennadi | Co-ordinator - RESC- Tangalle |
| 13. A.C Renuka | ISA-English- ZEO Elpitiya |

Contents			Page
1.	6.3	Can/Can't	04
2.	2.2	Let's Use Full Stop Correctly	08
3.	2.3	Let's Use Question Mark Correctly	10
4.	6.1	Writing Simple Sentences	11
5.	6.5	Contracted Forms	14
6.	6.8	Let's Join Sentences	16
7.	4.5	Plurals of Nouns	20
8.	7.2	Describing Pictures	24
9	4.3	Synonyms	27
10	4.3	Antonyms	31
11	4.3	Synonyms and Antonyms	34
12	4.4	Prefixes	39
13	4.4	Suffixes	42
14	5.2	Read and Find Answer	45
15	5.1	Let's Read with Pictures	47
16	5.1	Big Bear's Honey Pot	48
17	6.9	Adverbs	51
18	7.4	Let's Write Instructions	54
19	5.3	Read, Find and Write	55
20	4.1	Masculine and Feminine Nouns	58
21	5.4	Let's Enjoy Poems	61
22	7.1	Writing Descriptions	63
23	7.1	Do You Know Me?	65
24	4.2	Names of Young Animals	67
25	5.5	Let's Enjoy a Folk Tale	69
26	7.6	Writing a Poem	71
27	7.6	Let's Write Poems	74
28	7.5	Writing a Paragraph	76
29	7.5	Compositions	79
30	5.6	Let's Read	83
31	6.4	Determiners	84
32	7.3	Writing a Letter	89
33	7.2	Picture Reading	91
34	7.2	A Day at Home and Out	93

01. Can/Can't

Hello Children,

Today we are going to write sentences using 'can' and 'can't'.



I CAN



I CAN'T

Look and read



I can swim.



He can't swim.



He can drive.



You can't drive.

Let's read.

Can /Can't

Affirmative

Negative

I	can	sing.		I	cannot can't	sing.
We		swim.		We		swim.
You		cook.		You		cook.
They		dance.		They		dance.
He		drive.		He		drive.
She		read.		She		read.
It		fly.		It		fly.
Mother		help.		Mother		help.

Activity 1

Look at the pictures. Can you write sentences?

				
fly	play	cook	draw	study

I	x	✓	x	✓	✓
Father	x	✓	X	✓	x
Ravi	x	x	✓	x	✓
Bird	✓	x	X	x	x
We	x	✓	X	✓	✓

Now write the sentences in the correct box.

Can	Can't
1) E.g.: Birds can fly.	I can't fly.
2)	
3)	
4)	
5)	







Activity 2

CAN / CAN'T - ability

1. What can you do? What can't you do? Write 3 answers for each question.

I can _____

2. Look at the pictures and complete the sentences with can/can't and a verb.

<p>1 run</p> 	<p>2 jump</p> 	<p>3 write</p> 	<p>4 swim</p> 
<p>5 sing</p> 	<p>6 play tennis</p> 	<p>7 see</p> 	<p>8 fly</p> 

1 He _____
 2 It _____
 3 She _____
 4 He _____

5 They _____
 6 She _____
 7 He _____
 8 They _____

3. Answer with "Yes, it can" or "No, it can't"

- Can a bird sing?
- Can a snake jump?
- Can a horse run?
- Can a fish swim?
- Can an elephant fly?

4. Form questions and answer them:

MOTHER / YOUR / CAN / DRAW
 _____?

CAN / GRANDPARENTS / GUITAR / PLAY /THE / YOUR
 _____?

Activity 3

Write sentences.



Can he play football?

He can play football.



Can she ride a bicycle?

She can't ride a bicycle.



1) Can they drive?

.....



2) Can the bird swim?

.....



3) Can they sing?

.....



4) Can he climb?

.....



5) Can we dance?

.....

Circle

✿ I know how to write sentences using can and can't.

Yes/ No

2. Let's use full stop correctly

Have you seen these marks before?

Where have you seen them?



- We use them in **writing**.
- We call them **punctuation marks**.
- Punctuation marks help readers to understand what they are reading.



- Look at this **mark**.
- It is called **full stop**.
- It marks **the end of a sentence**.

- **These are some sentences.**

1. I like ice cream.
2. This is my friend.
3. My mother is a teacher.
4. I am very tired.
5. The cat is drinking milk.

- You can see **full stops**.
- They are **at the end of sentences**.

Place the full stop in a correct place and write again.

- | | |
|----------------------------|----------|
| 1. She is my teacher | 1) _____ |
| 2. I can help you | 2) _____ |
| 3. My classroom is not big | 3) _____ |
| 4. I can read English well | 4) _____ |
| 5. I like English | 5) _____ |

Now you know that there is a full stop at the end of a sentence.

Look at this paragraph. Notice the full stops.

My school is Rohana Vidyalaya. It is in Rathnapura. There are 350 students. There are classes from grade 6 to 11. It has a good library. We often go there to read books. We have a big playground *too*.

Read this paragraph. Full stops are missing in sentences. Can you correct and write again?

I am Roy I am 11 years old My school is Rohana College I am in Grade Six E My favourite subject is English Collecting stamps is my hobby I want to be a teacher



I am Roy.
.....
.....



We also use Full stops

In abbreviations

at 10 a.m.

at 3 p. m.

Mr. Ranasinghe

In numbers (decimal point)

12.11

5.2

Activity

Rewrite the paragraph using the full stop where necessary.

Mr Perera never misses news He sits in front of the television at
8 30 pm to watch news He generally sits on an arm chair He keeps
his tea on the coffee table He does the same in the morning at
6 30 am

.....
.....
.....
.....
.....
.....

03. Let's use question mark correctly

- Questions are sentences that ask you something.
- Questions end with a question mark.



Here are some questions.

Where do you live?
How old are you?
Am I correct?
Can Nimal run fast?
Do you agree?

Here are some sentences.

I live in Matara.
I'm eleven.
Yes, you are correct.
No, Nimal cannot run fast.
Yes, I agree with you.

Activity 1

Place the question mark correctly.

- 1) Are you a student
- 2) Did you have your lunch
- 3) Could you please give me a pen
- 4) Do you have brothers and sisters
- 5) Can I borrow two books
- 6) Does he like ice cream
- 7) Why are you crying
- 8) How old are you
- 9) Would you like a mango
- 10) Which one do you like

Activity 2

Punctuation:

At the railway station. (Put a question mark (?) or a full stop (.) where necessary.

Can I help you

When is the next train to Kandy

At one thirty-five

How much is a second class ticket to Kandy

It's five hundred eighty rupees

Where is the ladys' rest room

It's the corner room on the left

Thank you very much

04. Writing Simple Sentences.

Dear children,

Today let's learn to write sentences of daily activities/ happenings.

Look and read



I brush my teeth.



Birds fly in the sky.



She rides the bicycle every morning.



The sun rises.

Look and read.

I	play
We They You Birds	Play
She He It My mother	Plays

Activity 1

Complete the table.

Go, comes, buys, like, sing, visit, plays, grow, cooks, make, works, sweep, runs, jumps

Verbs [in singular form]	Verbs [in plural form]
z Eg: runs	Go

Activity 2

Look at the pictures. Can you make correct sentences?



1) books/ we/ read.

We read books.



2) writes / he / letters.

.....



3) swim / they / pool / in the.

.....



4) cooks / rice / mother.

.....



5)at 6 o' clock / gets up / she

.....



6) kites / children / fly.

.....

Activity 3

What do you do every day?

1. I brush my teeth.
2.
3.

What my friend does?

1. Sumal reads books.
2.
3.

Put: ✓ or x

I can write sentences about...

What I do every day



What my friend does



05-Contracted forms


Dear Students,

Let's learn how to use contracted forms in writing.

Activity 1

- **Read the conversation.**

A grandmother is talking with grandchildren.



Activity 2

- Write the highlighted words in the given space.

- 1)
- 2)
- 3)
- 4)

Let's learn about contracted forms.

A contracted form refers to short words made by putting two words together and omitting some letters, which are replaced by an apostrophe.

Ex: - I am – I'm , We are – We're

- Contractions are formed by combining two words.

Ex: - He is – He's, She is – She's

- Apostrophe (') is use to replace the letters that have removed.

Activity 2

Match long forms with contracted forms

Long forms

I am
We are
You are
He is
She is
It is
Cannot
Let us
Did not

Contracted forms

It's
Can't
Let's
I'm
didn't
We're
You're
She's
He's

Activity 3

Expand the given contracted forms.

A (Contracted form)	B (Long form)
didn't	
let's	
can't	
it's	
we're	
you're	
he's	
she's	
I'm	

06. Let's join sentences

Tom

Jenny



Jenny and Tom are happy.

Ridma

Meth



Ridma and Meth are going to school.

Read (Nouns)

1. a) a pen
b) a pencil
c) a pen and a pencil
2. a) a ball
b) a bat
c) a ball and a bat
3. a) red
b) blue
c) red and blue
4. a) fish
b) meat
c) fish and meat

Activity 1

Complete the blanks

1. a) a car
b) a bus
c)
2. a) a table
b) a chair
c)
3. a) pink
b) yellow
c)
4. a) chocolate
b) ice-cream
c)

Activity 2

Read these carefully.

1. a) I have a pen.
b) I have a pencil.
c) I have a pen and pencil.
2. a) I have a ball.
b) I have a bat.
c) I have a ball and bat.
3. a) I like red.
b) I like blue.
c) I like red and blue.
4. a) My dog likes fish.
b) My dog likes meat.
c) My dog likes fish and meat.

Note

I	}	like	
We			
They		}	have
Boys			
Dogs			
You			

She	}	likes
He		
It	}	has
Kamal		
My dog		
My friend		

Activity 3

Read these sentences.

1. 1. Kasun is tall.
 2. Kasun is fat.
 3. Kasun is tall and fat.

2. 1. Roshi is good.
 2. Roshi is kind.
 3. Roshi in good and kind.

Join these sentences

- Eg :- 1. My mother is short.
 2. My mother is fat.
 3. My mother is short **and** fat.

2. Upul is tall
 Upul is thin.
-

3. My teacher is clever
 My teacher is talented.
-

4. Raja is a good
 Raja is kind.
-

5. Devi is a helpful student.
 She is an honest girl.
-

6. My friends are playful
 They are naughty.
-

Read these sentences.

1. I went home.
 I took lunch.
 I went home and took lunch.

2. She went to the playground.
 She played volley ball.
 She went to the playground and played volleyball.

Activity 4

Let's join these sentences

E.g. :- 1) She went to the park.
She flew kites.
She went to the park and flew kites

2) Supun went to the canteen.
Supun had a bun.

.....

3) I cleaned the room.
I helped my mother.

.....

4) The teacher came to the class.
The teacher taught a new lesson.

.....

5) Ashin comes to the class.
Ashin writes notes.

.....

Underline

Now, I can join sentences with 'and'; Yes



No



7- Plurals of Nouns

Naming words are called 'nouns'. Here are some nouns. Can you read them?

Examples:

Pen pencil school television chair book boy teacher girl
tree fan dog cat cow bicycle table

Let's learn how to say if we have more than one.

Singular (one)



a cat

Plural (more than one)



cats



a watch



watches

We add 's' to most singular nouns to make them plural nouns.

Examples:

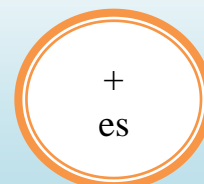
Singular (one)	Plural (more than one)
cat	cat <u>s</u>
book	book <u>s</u>
school	school <u>s</u>

S

We add 'es' to singular nouns to make them plural nouns. Look at their endings. They are **s**, **sh**, **ch**, **ss** or **x**.

Examples:

Singular (one)	Plural (more than one)
bus	buses
box	boxes
Watch	watches



We add 'es' to singular nouns ends with 'o' to make them plural nouns.

Example:

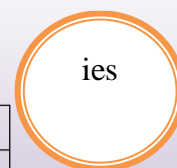
Singular (one)	Plural (more than one)
mango	mangoes
tomato	tomatoes
hero	heroes
Exceptions:	
radio	radios
studio	studios



When the last letter of a singular noun is 'y' and the letter before 'y' is a consonant, its plural is formed by changing 'y' to 'ies'.

Examples:

Singular (one)	Plural (more than one)
baby	babies
fly	flies
city	cities



Some nouns ending with ' f ' or ' fe ' form their plural by adding ' ves ' .

Examples:



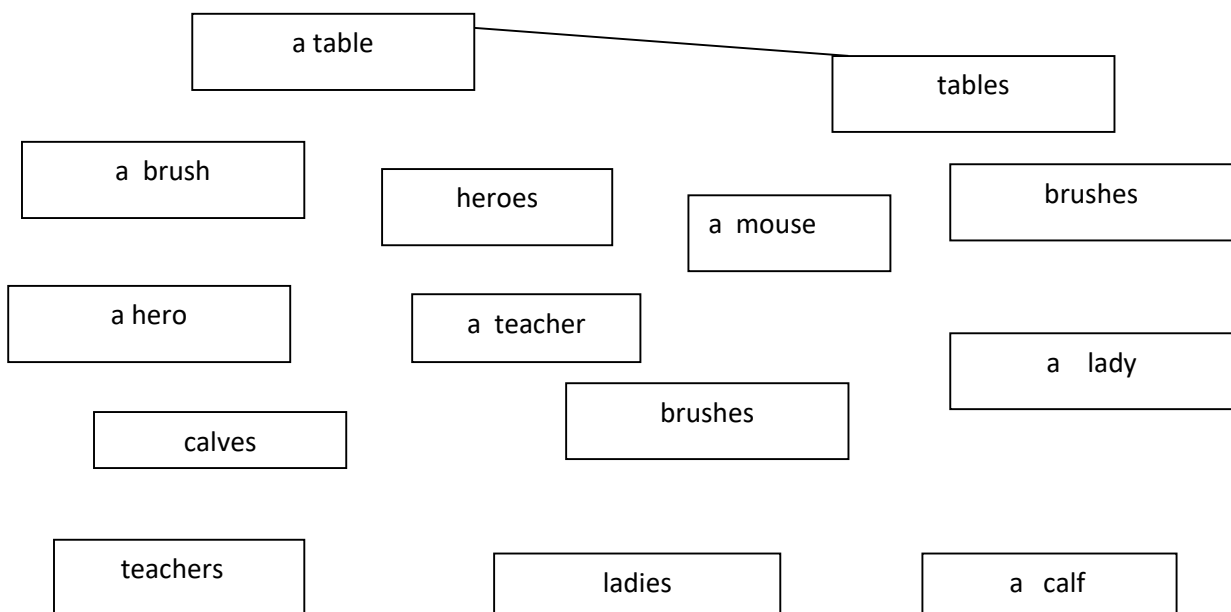
Singular (one)	Plural (more than one)
leaf	<u>Leaves</u>
knife	<u>Knives</u>
calf	<u>Calves</u>

Some nouns have different singular and plural forms.

Examples:

Singular (one)	Plural (more than one)
man	men
child	children
woman	women

1. Match the singular noun with and the plural noun. One is done for you.



2. Fill in the blanks with the plural form of the nouns.

- a) I have two (hand).
- b) There are many (tree) in the garden.
- c) These are (baby)
- d). We like(mango)
- e). There are five (book) on the table.
- f). Fallen(leaf) are on the ground.
- g) (child) like toffees.
- h) There are many (radio) in the shop.
- i) There are many (woman) in the picture.
- j). We have two paint (brush).

8 - Describing Pictures

Look at this picture.

What can you see?



Five children

two trees

three clouds

the sun

a dog

a kite

What are the children doing?

Riding a bicycle / flying a kite / sleeping on the ground / pulling a cart / eating an ice cream/ sitting on the ground / laughing

How to describe the place?

in the middle/ in a corner/behind.... / in front of.... / next to / near/ on/ in / at/ close to

Now get ready to make sentences.

First, read these beginnings,

This is a picture of a.....

There is a.....

There are

I can see.....

The boy **in the middle** is

The child **in the background** is.....

Let's describe the above picture.

This is picture of a park.

The Sun is shining.

There are three clouds in the sky.

There are seven children in it.

A boy is riding a bicycle.

A girl is flying a kite.

Another girl is eating an ice cream.

The other girl is sitting on the ground.

The boy wearing a cap is pulling a cart.

Another boy is sleeping on the ground.

Activity 1

Shall we describe a new picture now?




Children / bridge/stream/ jumping/ lying/reading a book/ sitting/ climbing/ laughing/ woman/
holding a baby/trees/ park/seven /people/water

Look at the picture. Read the words and fill in the blanks.

This is a picture of a..... There is ain the picture. There are ...seven....
..... in it. There is acarrying a A boy is..... into the Two
are standing. A boy is..... Tree. Another boy is..... on the ground and a book.
There is a girl on the

Activity 2

Now draw your classroom here.



Describe it.

...This is a picture of my classroom.....
.....
.....
.....
.....
.....
.....
.....
.....

9- Synonyms

Synonyms =similar words



This flower is *beautiful*.

Describe this flower using the similar words given below.

Pretty Nice Attractive

Now, can you tell a similar word for hot?



Warm

This cup of tea is **hot**

Synonyms are words with the same or similar meaning.

You can use many *synonyms* to make your writing interesting.

So, synonyms for beautiful are pretty, nice, attractive

‘Warm’ is a synonym for ‘ hot’.

Can you think of *synonyms* for these words? Select and underline the correct one.



close the door.

(Open, shut, touch)




tiny bird

(small, colourful, big)




large elephant

(tiny, small, huge)



people talk

(speak, laugh, walk)



she is happy.

(pretty, sad, glad)



pretty lady

(woman, man, child)

Read the list of synonyms carefully. Learn them. Answer the questions given below.

begin	- start	glad	- happy
end	- finish	help	- assist
arrive	- come	reply	- answer
difficult	- hard	fast	- quick

1. Write a similar word (*synonym*) in the place of the underlined word.

Eg.
 We have to reply with a synonym.
 We have to answer with a synonym.

1. The sports meet begins at 1.30 pm.

.....

2. The questions were so hard.

.....

3. Competitors end the race now.

.....

4. Many school vans come to our village every morning.

.....

5. We are glad to come back to school.

.....

6. Teacher will assist us to do the task.

.....

2. Select and underline the synonym given in the same column (similar word) for the words given at the top. The first one is done for you.

1. Large	2. Quick	3. Small	4. Garbage	5. delicious	6. amazing
a. small	a. slow	a. huge	a. fertilizer	a. sour	a. surprising
b. wide	b. fast	b. tiny	b. sand	b. tasty	b. fearful
c. <u>big</u>	c. trip	c. big	c. soil	c. bitter	c. angry
d. slim	d. duck	d. pretty	d. waste	d. biscuit	d. sweet

3. Now rewrite these sentences replacing the similar word.

E.g.

We saw amazing things in the forest.

We saw surprising things in the forest.

1. The food in the café was delicious.

2. The big trees provide shelter to people.

3. The train is very fast

4. A tiny fish in the tank.

5. Don' t put garbage here.

3. Fill in the blanks replacing the similar words from the list.

Last Saturday we walked to a flower garden with our teacher. We started (1. began) our journey at 6.30 am. We saw many beautiful (2.....) flowers and big (3.....) trees. We sat under a tree and ate some tasty (4.....) food teacher gave us. We walked many hours. But it was not a hard (5.....) task. Because we were so glad (6.....) to be there with our teacher. We arrived (7.....) home at 5.00 pm.

(came, began, delicious, large, difficult, pretty, happy)

10 - Antonyms (opposites)

Look...! Nisal is **happy**

Look at Sahan. Is he **happy**?

No ! He is **sad**.



Sad is the opposite (**antonym**) of **happy**.

Look at these buildings

This building is large.



This building is not large. It is small.



What is the antonym for **right**?



It is **wrong**.

Antonym of **right** is **wrong**...!!

Let's read this list of antonyms.

fast	slow
good	bad
full	empty
hot	cold
new	old
broad	narrow
clean	dirty
heavy	light
domestic	wild
rough	smooth

Let's put them in sentences.

1. An aeroplane is fast but a cart is slow.
2. Nimal is good and helps others. He never does bad work.
3. My bottle is full of water but my friend's one is empty.
4. Fire is hot and ice is cold.
5. My brother has a new car but my father's car is old.
6. Main streets in the city are broad but the roads in our village are narrow.
7. We wash dirty clothes and wear clean clothes.
8. Stones are heavy but feathers are light.
9. A cat is a domestic animal but a tiger is a wild animal.
10. Sand paper is rough but cotton wool is smooth.

1.) Write the antonyms of the words bold in the sentences.

(Short, light, hot, old, slow, broad)

e.g. People can be **tall** or short

1. A train can be **fast** or _____

3. A bag can be **heavy** or _____

4. A road can be **narrow** or _____

5. Water can be **cold** or _____

6. A car can be **new** or _____



Look at these antonyms carefully.

down	ugly	clean	easy
bad	full	happy	hot

2.) Now change the word underlined into its antonym.

Eg.

My teacher gives hard homework. My teacher gives **easy** homework...

1. The bottle is empty. -----
2. Is the classroom dirty? -----
3. His dog can climb up the tree. -----
4. I like a cold tea. -----
5. He has good qualities. -----
6. Their garden is beautiful. -----
7. Rishi is sad about the party. -----



3.) We are going to use the correct antonym to fill the blanks.

clean slow large rich beautiful domestic wet

E.g.:

My sister was dirty after playing. But after a bath she looks...clean.....

1. We filled blue bucket with small marbles and red bucket with marbles.
2. They are poor but they have many relations.
3. There are and ugly places in the town.
4. Some competitors are fast but some others are in the race.
5. There are many animals live close to us.

11–Synonyms and Antonyms

Read the dialogue and study the words underlined.

Salesman: Good morning!

Amaya : Good morning! I want some balloons.

Salesman: O. K. come and see. Let's go inside. There are many balloons.

Amaya: Oh! Very nice ones. Big balloons, small balloons, beautiful balloons, colourful balloons.

Salesman: What colours do you like?

Amaya: I love pink, yellow, and blue. They are lovely.

Salesman: Here are some dark colour balloons.

Amaya: I dislike them. They are ugly. I need these large, light colour balloons.

Salesman: They are expensive.

Amaya: oh! Are they costly. I will buy these cheap balloons then.

We find antonyms and synonyms in the above dialogues. They are underlined.

Antonyms

			
big	small	dislike	like
			
come	go		



Can you read the words given with the pictures?

These are **antonyms or opposite** words.

Now **match the opposite words.**

Beautiful	Small
Cheap	Go
Big	Dislike
Light	Expensive
Like	Ugly
come	Dark

Look at these pictures.

Now let's learn synonyms or the similar words.

Synonyms



Nice flowers



Lovely flowers



I **love** my pet.



I **like** my pet.



Big house



Large house



It's expensive.



It's costly.

Complete the table using the synonyms (similar words).

Big	
	Expensive
love	
	Nice

Now do these activities.

Match the antonyms.

Fat tall rich
 Sad hot good
 Bottom clean

Bad cold thin
 Short poor top
 Happy dirty

Ex. fat-thin

- 1..... 5.....
- 2..... 6.....
- 3.....7.....
- 4.....

Match the synonyms.

Start tiny end hard shut
Beautiful glad fast

Close difficult finish begin
Small quick happy pretty

Ex. Hard-difficult

- 1.....5.....
2.....6.....
3.....7.....
4.....

Now you know about synonym. It is a word similar in meaning to another.



Example

My mother is *happy*.
My mother is *joyful*.

Now do the following activity .Find the synonym for the word underlined from the box.

1. Radha has a little puppy.
2. It is a hard work for the child.
3. There is a large house in the garden.
4. She has a pretty puppy.
5. There are tiny fish in the tank.

Little, difficult, big,
beautiful, small

As you know antonym is a word opposite in meaning to another word.

Follow the example and do the activity.

Lions are brave , but rabbits are timid.



Select the correct antonym for the word underlined.

- (a). Old man is slow but the young man is -----
- (b) Elephant is big but the dog is-----
- (c) Train is long but the bus is -----
- (d) The daytime is bright but the night is-----
- (e) The caterpillar is ugly but the butterfly is -----

Dark, fast, small,
beautiful, short

12. Prefixes

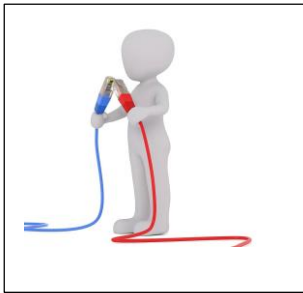
Look at them.



happy



*un*happy




Connected



*dis*connected



Start



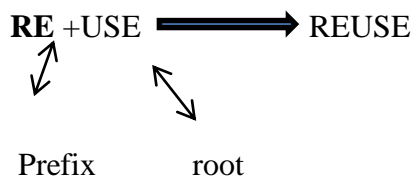
*re*start (start again)

Look at **-re, -dis,-un** in the words **unhappy, re start, disconnected** and **unlike**

They are called prefixes.

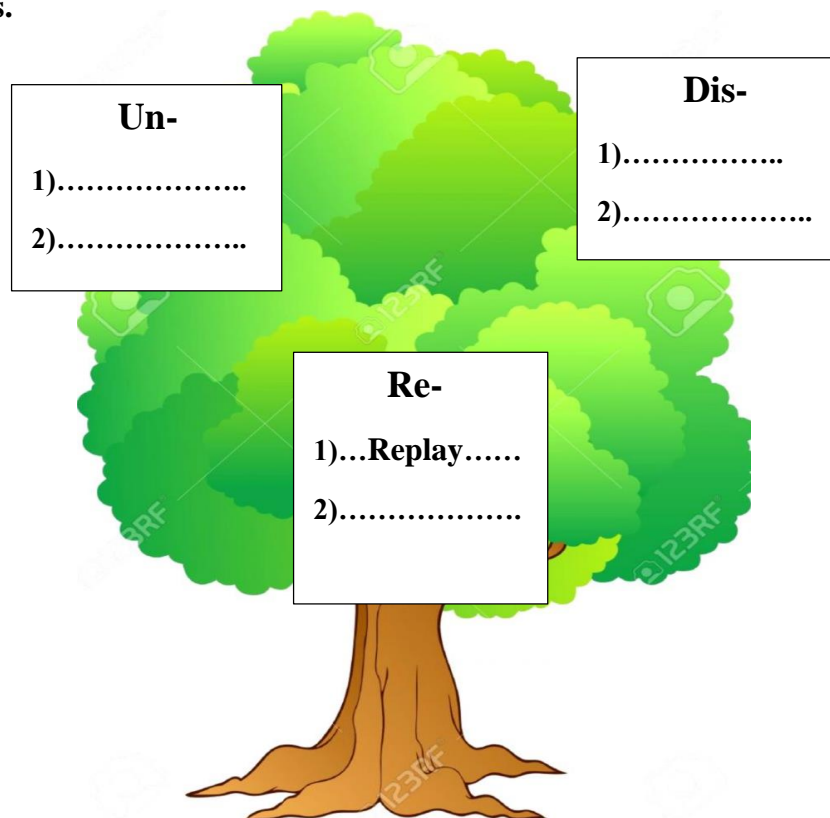
Prefixes are added to the **beginning** of the words.

When prefix is added the meaning of the word is changed.



- E.g. Unkind disloyal rewrite
 Unusual disappear replay
 Uncommon dishonest reuse

The tree has the root words at the root and prefixes on tree top. Match them to make meaningful words.



start	appoint	usual	play	honest	kind
-------	---------	-------	------	--------	------

When

When we add prefixes: The meaning is changed but the word class is the same.

adjective —————> **adjective** (most often the opposite meaning)

un(not)

dis(not)

happy – **un**happy

honest – **dis**honest

kind - **un**kind

agree - **dis**agree

common – **un**common

like - **dis**like

lucky - **un**lucky

connected – **dis**connected

tie - **un**tie

appear - **dis**appear

Re (do again)

use - reuse

write - rewrite

play – replay

start - restart

Match the opposites



1) honest

dislike

2) agree

unusual

3) like

dishonest

4) usual

unlucky

5) lucky

disagree

Rewrite the sentences with the opposite of the underlined word.

e.g. My aunt is kind.

But sometimes she is **unkind**.

1) I agree with your idea.

Sorry, I.....

2) These are common dresses.

.....

3) You are lucky.

.....

4) I am happy.

.....

5) Tie your lace.

.....

13. Suffixes

Read the description about my friend. Look at the words in bold carefully!



My Friend Nina is very beautiful. She sings **beautifully**. She is a **cheerful** and kind girl, but she is **careless** when **playing**. Our class teacher praises her **neatness** in books and her **kindness** in **helping** others. She said her parents **asked** her to be **friendly** with everyone.

Beautifully	= beautiful +ly	Neatness	= neat+ness
Cheerful	= cheer +ful	kindness	= kind +ness
Careless	= care +less	helping	= help +ing
Playing	= play +ing	asking	= ask+ ing
Friendly	= friend+ly		

Look at the parts **-ly** , **-ful** , **-less** , **-ing** , **-ness** , **-ly** .

They are called **suffixes**.

A suffix is a letter or group of letters added at the end of a word to make a new word:

Verb-----> adjective

Noun----- adjective

Care - careful

beauty - beautiful

Cheer - cheerful

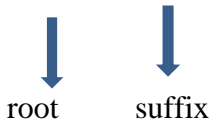
mouth - mouthful

Adjective-----> noun

Kind - kindness

Neat - neatness

Mouth + ful -----> mouthful



1. Let's match the words with their correct meaning.

- | | |
|------------------------------|-------------|
| Without spot | happiness |
| Spoon is full with something | talked |
| Act with beauty | spotless |
| Being happy | spoonful |
| Past tense of talk | beautifully |

2. Look at the tree. You find **root** words on the ground and **suffixes** on the tree trunk.

Fill these "new word tree" by adding root+ suffix

(New words)
kindness

-ly ful

-ness -less

task.

slow peace care kind cheer happy

3. Circle the word with a **suffix**

Eg: Teach, interesting do go

1. Bag, speak, reckless, cake
2. Repair, reconnect, restart, kindness
3. Game, activity, assemble, noiseless
4. Bagful, care, friend, unlock



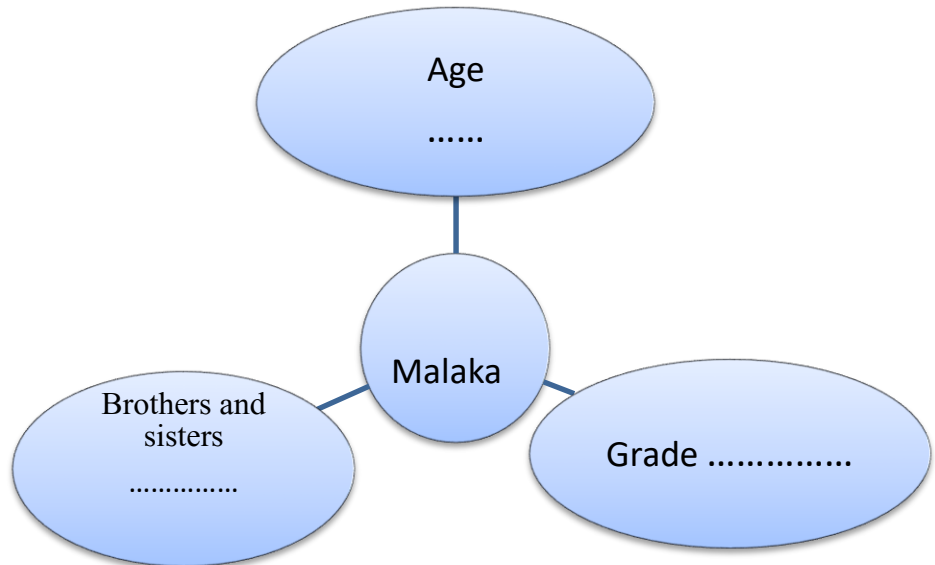
14. Read and Find Answers

Activity 1

Read about Malaka and fill in the bubbles.



This is Malaka. He is eight years old. He is in grade 3. He is short and fair. He can ride a bicycle and swim. He likes drawing very much. He has two sisters.



Activity 2

Read the composition on my mother and match A with B

My mother

My mother's name is Jayanthi Edirisooriya. She is 45 years old. She is a teacher. She works at Gunananda M.V in Tissa. Her favourite dress is saree. She is kind and active. She gets up early and does all the work such as, cooking, washing and cleaning. She is tall and thin. She loves us very much. I wish her a healthy life.

A

1. Name
2. Age
3. Working place
4. Profession
5. Appearance

B

- Gunananda M.V.
- Teacher
- J.Edirisooriya
- tall and thin
- 45 years

Activity 4

Read the letter and answer the questions.

No: 210,
Beach Road,
Matara.
12/11/2020.

Dear Sanduni,

Hope you are fine. How do you spend the day? I play a lot with my sister and help my mother in the evening. Also I read my textbooks and did work book activities.

I started gardening with my grandfather. It is an interesting hobby. We grew brinjal, chilli and capsicum in our garden. We are expecting to get the harvest next week. It will be enjoyable.

Sincerely,
Madavi


- a). Who wrote this letter?
.....
- b) To whom did she write the letter?
.....
- c) Where does Madavi live?
.....
- d). How does Madavi spend the day?
.....
- e). What is Madavi's new hobby?
.....

15. Let's Read with Pictures

Activity 1

Look at the picture and underline the correct answer.

- i. Is it a picture of a house? Yes/No
- ii. Is it a rainy day? Yes /No
- iii. How many flowers are there? Two/ Three
- iv. Is the door open in this house? Yes/ No



Tom's House

This is Tom's house. He is a small boy. He lives with his mother. His house is small and very nice. It has a small garden . Everybody likes his house

Activity 2.

Read it carefully and mark True/False.

1. This is Jim's house. ()
2. He lives with his mother. ()
3. He is a small boy. ()
4. His house is very big. ()
5. It has a big garden. ()

16-Big Bear's Honey Pot



Look at the picture and answer.

- 1) Who are the two animals in the picture?
- 2) What are the other things you can see?
- 3) Do you like to read a story?.....

@ Now you are going to read the story 'Big bear's honey pot'

Once in a jungle lived a big bear and a naughty monkey. They were good friends. They need to have a lot of fun together. However, the monkey always used to copy the bear. He wanted to become just like his friend.

One day, when they were sitting together, the monkey again started to copy him. The bear asked him why he used to copy him. To this, the monkey said that he wanted to be as **strong** as bear.

strong - powerful

True or False

1. The bear and the monkey were good friends. ()
2. The monkey lived in a village. ()
3. The monkey wanted to be strong as bear. ()

Suddenly, the bear saw a big pot of honey near the mango tree. The bear ran at once and took the fresh pot of honey. The bear gave the monkey a few **drops** of honey. The monkey loved the taste of it. But the monkey was not happy because the bear had given him only a few drops.

The bear told him that this much was enough for the monkey. Soon, the bear picked up the pot and hid it in his **den** before someone else could **steal** it. The monkey thought that honey is a super food for getting strong. He slowly went into the bear's den and stole the pot of honey.

Match

- 1) den take without permission
- 2) steal small amount of liquid
- 3) drops home of bear

present tense	past tense
hide	hid
steal	stole
understand	understood

The next day, the bear went to meet his friend. The bear went to monkey's house to check if the monkey was doing well. The monkey had got a stomachache. When the bear saw the empty pot of honey, he **understood** what had happened. The monkey was crying out of pain.


The bear felt sad about the monkey and gave him some medicine. Monkey got well and thanked the bear. Monkey was ashamed. Since then, the monkey never tried to copy any one. He has learnt a good lesson.

1. Did the monkey get a lot of honey?
2. Where did the bear hide the pot of honey?.....
3. Why did the bear go to monkey's house?
4. Was the monkey sick?
5. Why did the bear call the doctor?.....


Underline the message of the story

1. Good friends always help
2. Drinking honey make you sick
3. We should not copy others

Draw.



the bear



the monkey

Write two sentences each.

The bear: 1.....
2.....

The monkey: 1.....
2.....

17. Adverbs

Dear children,

Let's learn and enjoy adverbs today.

Read the following sentences and find the adverbs



He draws a picture **beautifully**.



She cries **sadly**.



They sing **loudly**.



They climb the wall **happily**.



The sun shines **brightly**.

They have 'ly' at the end.

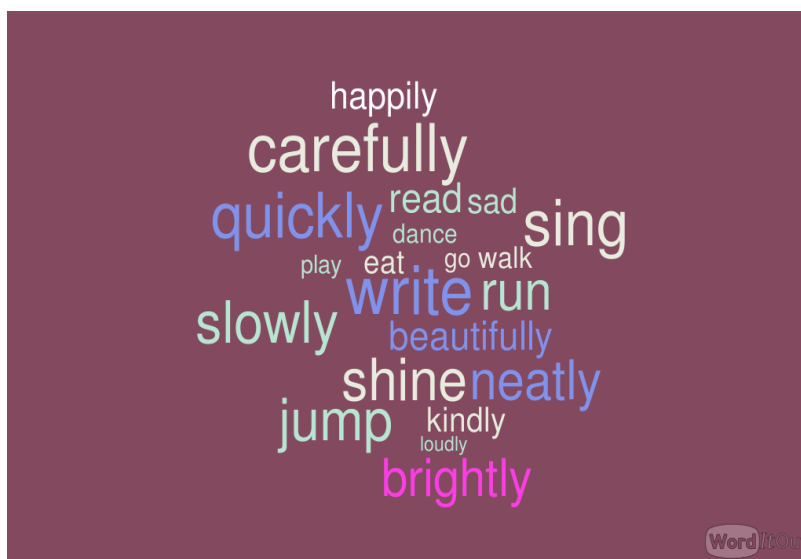
beautifully, sadly, loudly, happily and brightly are adverbs.

Adverbs tell us how the actions are done

- Adverbs are formed mainly from adjectives by adding – ly to the end.

Adjective	Adverb
kind	kindly
slow	slowly
bad	badly
sad	sadly
neat	neatly
careful	carefully
safe	safely

- Can you find some adverbs in the picture



- 1.....
- 2.....
- 3.....
- 4.....
- 5.....
- 6.....
- 7.....

Form Adverbs from following adjectives

Adjective	Adverb
1.neat	
2.quick	
3.beautiful	
4.happy	
5.lucky	

Using the table make 10 meaningful sentences. One is done for you.

They	sing	beautifully
You	draw	nicely
My friend	cries	sadly
The old man	walks	slowly
we	write	carefully

1. They sing beautifully.
2.
3.
4.
5.
6.
7.
8.
9.
10.

18. Let's write instructions

Dear children,

Activity 1

Imagine you are going to make a fruit salad. Your mother gives you instructions. But they are not in the order.

Re-arrange them Put the number in the box.

<u>Add some sugar</u> , salt and lemon.	
<u>Cut the fruits</u> into small pieces.	
First <u>take some fruits</u> .	
<u>Put them</u> into a ball.	
Next <u>wash them</u>	



Activity 2

Write the underlined instructions in activity 1 as follows.

Verb	Rest
Ex. Add	sugar
1.
2.
3.
4.

Activity 3

Match A with B and make meaningful instructions. Write them on the given space


A	B
Turn	Face masks
Wash	Some water
Wear	Your hands
Go	Right
Boil	Ahead
Wash your hands.....	

19. Read, Find and Write

Activity 1

This is Achini. She is ready to go to a new school.

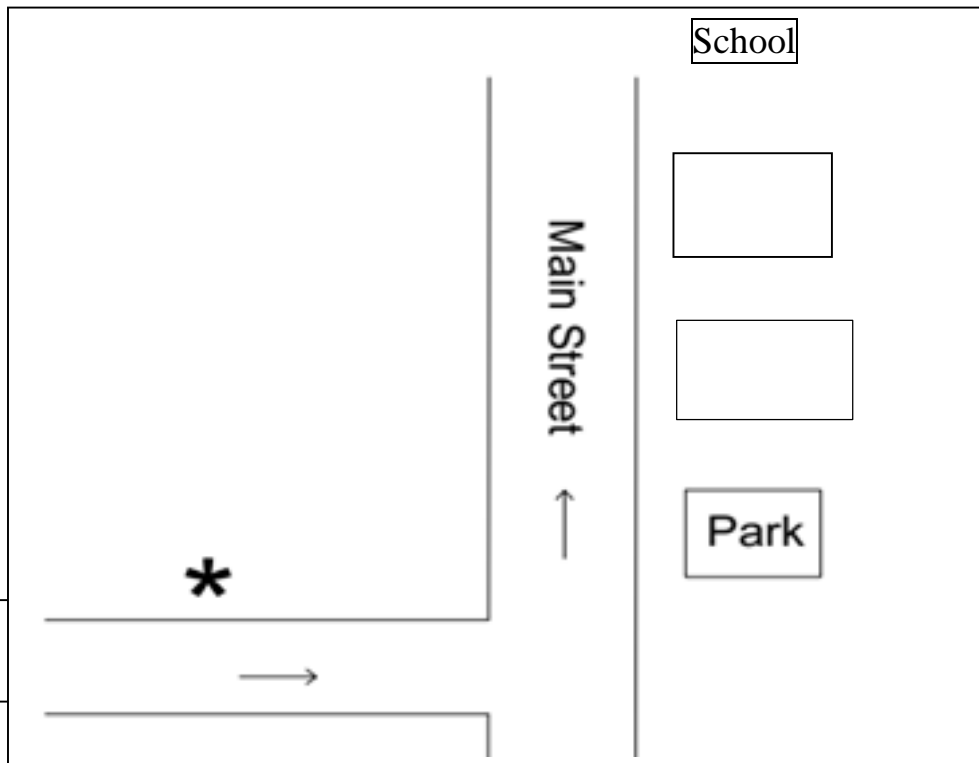
Her sister, Amali gives directions as follows;



I will tell you how to go to the school. It is in the Main Street. First walk along the Lotus Street. Turn left at the junction. It is the Main Street. The park is just in front of you. Walk past the park. Go straight ahead the street. There is a Library on your right. Then, you will pass the Bank, too. Next you can see the school on your right.

Amali draws the map of it. Help her to label three buildings. Write the names of places.

Look at the example.



Activity 2

Read this note and complete the table below.

10/10/2020
Dear Nalaka,
I'm absent today because I'm not well. Please send me notes through my sister. I will return them tomorrow.
Amal.

Date	
Sender	
Receiver	
Reason for absence	
What does Amal want	
When can Amal return notes	

Activity 3

Look at the following invitation and complete the lines below.

All are welcome

to the
opening ceremony
of the
New Auditorium of Ranna Maha Vidyalaya
Chief guest: Mr. L. Amarasena
Zonal Director of Education - Hambanthota
Date: 24th December 2020
Time: 3 p.m.

- i) The invitation is for an..... ceremony.
- ii) New Auditorium in..... will be opened on..... 2020
- iii) The ceremony will start at.....p.m.
- iv) Mr.L.Amarasena is the
- v) are welcome to the ceremony.

Activity 4

Read the given description and answer the questions.

Ananda Samarakoon

Mr.Ananda Samarakoon is a well-known Sri Lankan, who composed the National Anthem of our country. He was born on 13th January 1911 in Padukka.His parents were Mr.Samuel Samarakoon and Mrs. Dominga Peiris. He was a musician and a composer. He composed songs such as, *Ase Madura Jewanaye geetha*, *Besa Seethala Gangule* and many more. He died on 5th April 1962 in Colombo.

- a). Who is the well-known person mentioned in the text?
.....
- b) For what was he well-known?.....
- c) What was he?.....
- d) Where was he born?.....
- e) Who was his father?.....

20.-Masculine and Feminine Nouns

Dear Children,

Today let's learn masculine and feminine nouns of people and animals.

Look at these pictures and read them.

Masculine /Male



He

Boy



Grandfather

King



rooster

Feminine/ Female

She



Girl



Grandmother

Queen



hen

1. Let's learn more words. Read the words.

Masculine	Feminine
father	mother
brother	sister
son	daughter
uncle	aunt
Bride groom	bride
actor	actress
prince	princess
man	Woman
policeman	Policewoman
sir	Madam
husband	Wife
gentleman	Lady

Activity 1

Change the underlined words into masculine or feminine words.

Eg: 1. My father has two brothers.

My mother has two sisters.

2. Our uncle is a policeman.

.....

3. That woman can sing well.

.....


4. The actor is very clever.

.....

5. My grandmother has a daughter.

.....

Now let's learn **masculine** and **feminine** nouns of **animals**.



Activity 2

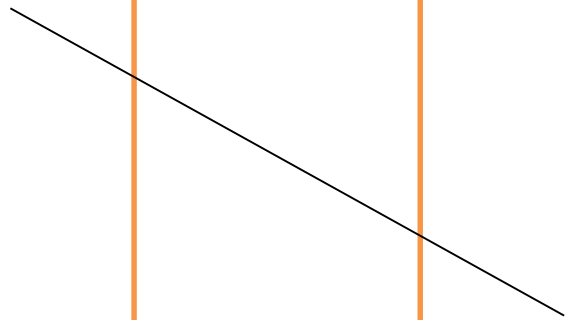
Match 'A' with 'B' to find the feminine noun of the animals.

A

B

- Fox
- Peacock
- Bull
- Lion
- Rooster
- Tiger
- Drake
- Gander

- Hen
- Cow
- Duck
- Tigress
- Vixen
- Goose
- Lioness
- Peahen



Read this story and fill in the grid.

My sister celebrated her 10th birthday last week. Our aunt and uncle brought a nice gift. My father had bought a toy duck, and my mother had invited our grandmother and grandfather. My brother helped me to decorate the birthday cake.

Masculine	Feminine
uncle	

21. Let's enjoy poems

Hello children,

Have you ever come out of the home at night?

What could you see there?

Now we are going to read a poem.

Firefly



A little light is going by
is going up to see the sky,
a little light with wings.
I never could have thought of it,
to have a little bug all lit
and made to go on wings.

Elizerbeth Madox Roberts

- A. What is going up?
- B. Why it is going up?
- C. What does the light have?
- D. Who is the writer of the poem?
- E. Write the rhyming words for the following words.
 1. By- Sky
 2. It -
- F. What is the poem about?

Let's enjoy another poem.....

Look at the picture first.

Fireworks



Catherine wheels

They rise like sudden fiery flowers
That burst upon night,
Then fall to earth in burning flowers
of crimson, blue, and white.
Like buds too wonderful to name,
Each miracle unfolds,
And Catherine-wheels begin to flame
Like whirling marigolds.
Rockets and Roman candle make
An orchard of the sky,
Whence magic trees their petals shake
Upon each gazing eye.



Roman candle

James Reeves

Activity 01

Let's find out the rhyming words in the poem.

Rhyming words ends with the same sound.
--

1. Night - white
2. Name-
3. Unfolds-
4. Make-
5. Sky-

Answer the following questions

1. How do the fireworks rise?
a. Like fiery flowers b. like a waterfall c. like a spring
2. What do begin to flame?
a. burning flowers b. Catherine-wheels c. marigolds
3. make an orchard in the sky
a. Rockets and roman candles b. miracle c. Catherine-wheels

22. Writing Descriptions

Who are they?



Nimali



Raveen

These are two new students to the school.
They introduced themselves to the teacher.
Then the teacher said ,
“Write about you”

Nimali wrote like this.

I am Nimali Perera.
I am from Galle.
I am twelve years old.
I have a brother and a sister.
My mother is a teacher.
My father is a bank manager.
My favourite subject is English.
I can sing and dance.
I want to be a teacher one day.

Activity 1

You are Raveen. Write about you.

Change the underlined words. Use the words in the brackets.

[Raveen Yapa , Ambalangoda , 13 years, 2 sisters, house wife, police officer, maths, draw, Engineer]

I am Nimali Perera. I am from Galle. I am twelve years old. I have a brother and a sister. My mother is a teacher. My father is a Bank Manager. My favourite subject is English. I can sing and dance. I want to be a teacher one day.

Activity 2

Now write about you.

I am

.....
.....
.....
.....
.....

Activity 4

Who is your best friend? Can you write about him or her by looking at what you wrote about Nimali?

.....
.....
.....
.....
.....
.....

Activity 5

Have you got a pet? Is it a puppy or a kitten? This is about Nimali's pet.

I have a pet. It is a **puppy**. It is **brown**. It has a **bushy** tail. It likes to eat **fish** and **bones**. It **plays** with me in the evening. It can **bark loudly**. It loves me very much. I love it too.

Let's write about our pet by using the words given.

My Pet

.....
.....
.....
.....
.....

Now imagine your pet is going to speak about it.

23. Do you know me?

Dear students,

This is your new friend Sithum. Let's read what he says.

I'm Sithum. I am ten years old.

My school is Ella Primary School. I am in grade six.

My mother is Mrs Roshani. She is a house wife.

I have a sister. She is Sithari. She is in grade five. She has long hair.

My father's name is Upul. He is a policeman. He likes to eat rice and curry.

I like cake and ice cream. They are my favourite food. I like rotti too.



My hobbies are playing cricket and swimming.

My favourite subject is science. My ambition is to be a cricketer.

I like to be your friend.

1. Sithum likes to be your friend. Can you tell him about you?

Read what Sithum says and write about you on the dotted lines. (Complete the sentences)

I am years old.

My school is.....

I am in grade

My mother is a

I have(sisters/brothers)

My father's name is.....

He is a.....

I like

My favourite colour is.....

My favourite subject is.....

My future ambition is to be a/an

**Sithum has many friends. His best friend is Kapil. Sithum tells us about Kapil.
Let's read it.**



I have many friends but my best friend is Kapil. His school is Vivekananda College in Matara. He is in grade six.

Kapil is very kind. He has a bike. He likes to ride it very much. His hobby is bike riding.

There are five members in his family. They live in a small house. There is a beautiful pond in front of their house.

Kapil has two sisters and no brothers. His elder sister is Krishni. She is in grade eight. His younger sister is Gothami. She is in grade three.

Kapil's mother is Gopali. She wears sarees at home.

Her hobby is cooking.

His father is Karthesh. He works at a tea factory.

Kapil likes to drink king coconut water. He likes to eat chapathi.

His favourite colour is white and his favourite subject is Mathematics.

He wants to be an engineer in the future.



1.3 Imagine you are Kapil and write about him.

I am Kapil. My school is Vivekananda College in Matara.

.....

.....

.....

.....

.....

.....

.....

.....

.....

.....

.....

.....

.....

.....

.....

.....

.....

.....

.....

.....

.....

.....

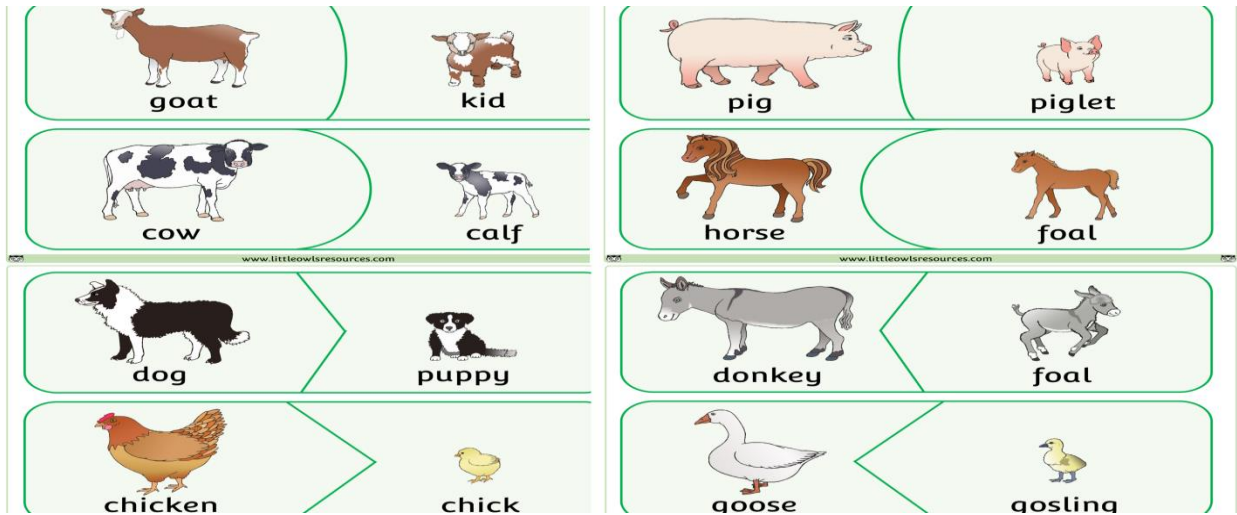
.....

24. Names of Young Animals

Dear children,

Do you like to know the babies of animals?
Let's learn.


Look at the pictures and read the words.




Activity 1

Write the animals and their babies in the cages below.

Animal



Baby



Activity 4

Fill in the blanks using the names of baby animals.

1. This is a It is a young tiger. It has a yellow fur with black lines on it.



2. This is a It is a baby chicken. It has got two small wings and two feet.



3. This is a It is a baby cat. It has got nice and soft fur.



4. This is a It is a baby dog. It likes fish and meat.



5. This is a It is a young sheep. It is a farm animal.



25. Let's enjoy a folk tale

Dear children,
Let's enjoy a folk tale today.
Have you heard about Andare?



Here's a story about Andare and his wife.

Andare was the jester of the Royal palace. He went to the palace every day and used to come home very late and his wife was angry over his late arrivals.

She thought to teach Andare a lesson by keeping him out of the house all the night. So one day she did not open the door although he asked her to open it.

Andare had an idea. He went to the garden and picked up a large stone. He dropped it into the well and shouted "man netho!".

The wife got upset thinking that Andare had jumped into the well. She came out to check.

Then Andare got into the house and closed the door. He asked his wife to wait outside till the sun rises.

Activity 1

Read the story and mark 'T' for True sentences and 'F' for False sentences

1. Andare was not the jester of the palace . ()
2. Andare's wife was very happy about his late arrivals. . ()
3. Andare dropped the stone into the well. .()
4. Andare waited outside all the night. . ()
5. Andare's wife was able to teach him a lesson. .()

Activity- 2

Read the story and underline the correct answer for each question.

1. Who is Andare?
A. A king B. A jester C. A minister

2. Where did he go every day?
 A. To the palace B. to the temple C. to the garden
3. What did Andare pick from the garden?
 A. A well B. A flower C. A stone
4. Where did he drop the stone?
 A. Into the house B. into the well C. into the river
5. Who was outside all the night?
 A. A king B. Andare C. Andare's wife

Activity 3

Re arrange the story and put numbers accordingly

1. His wife wanted to teach him a lesson.	
2. Andare was late to come home every day.	1
3. She opened the door and came out.	
4. He dropped a stone into the well.	
5. She kept the door closed and did not open.	
6. His wife was outside all the night.	
7. Andare got into the house and close the door.	

26. Writing a poem

Dear children,

Today you are going to write a simple poem about a pet.

Activity 1




Answer

1. Do you have a pet?
2. Who is your pet?
3. Do you play with it?
4. Draw and name your pet .

My Pet

Activity 2


Read the poem.

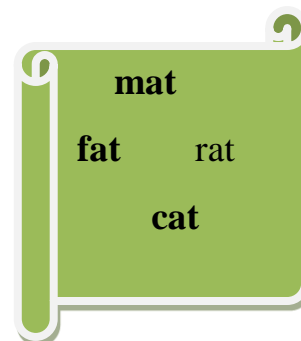
Pet Lover
I love my 
But still I want a pup
I know one thing
I will get a 
And a  too.



Activity 3

Complete the poem.

There was a ... cat ...	
Who sat on a	
It was so	
It couldn't even catch a	




Activity 4

Match and write the poem.

Little Rabbit

One day, I saw
Going
I said,
Can you


“Hello, little rabbit
stop, stop, stop?”
hop, hop, hop
a little rabbit

Little Rabbit	
One day, I saw a little rabbit	
Going	
I said,	
Can you.....	

Activity 5

Read the poem.

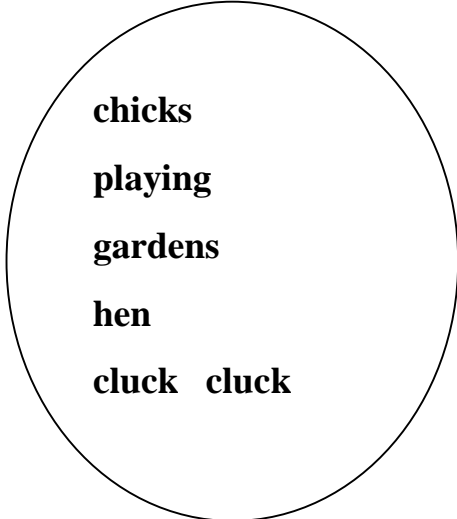

Five Little Ducks
Five little <u>ducks</u>
Went <u>swimming</u> one day
Over the <u>pond</u> and far away
Mother <u>duck</u> said
<u>“Quack, quack, quack, quack.”</u>
But only four little <u>ducks</u> came back.



Write a similar poem about “Five Little Chicks” using the words in the circle.

Five Little Chicks

Five little chicks
.....
.....
.....
.....
.....



Read and enjoy your poem.

Activity 6

Speak five sentences on ‘My Pet’

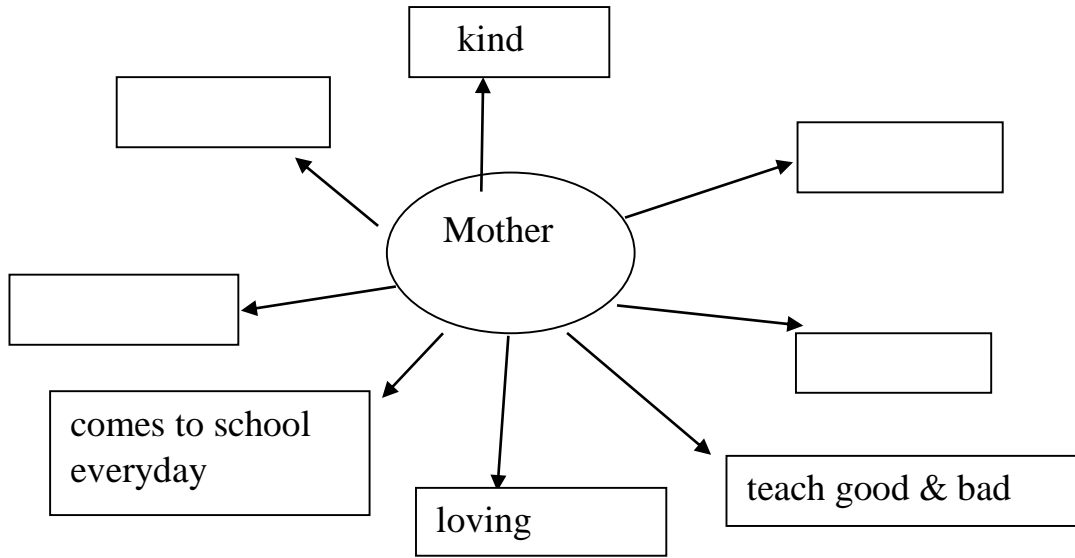
✚ Dear students, put a tick (✓) in the bracket.

Now I can write a simple poem about a pet. ()

27-Let's Write Poems

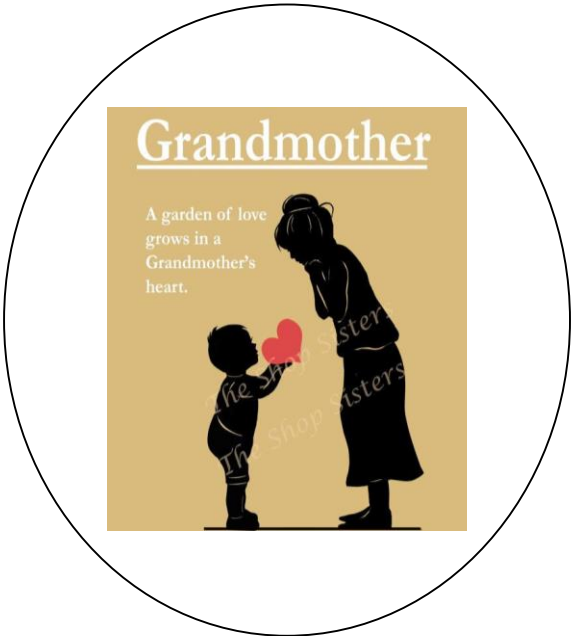
Poem: writing with four lines with a rhythm

Think of your class teacher. Write the words come to your mind.



<p style="text-align: center;">My class teacher</p> <p>My class teacher is kind Does work we find Relationships are bind Thinks in mind</p>	<p>A loving heart, Always smart, Strong and caring,</p>
--	---

My grandmother



My grandmother
She my second mother,
Relate me fairy tales,
Live long my grandmother,
Old but stronger than males.

My pet

Do you have a pet?

What is it?

What is the colour of it?

Where does it live?

What does it eat?

How does it play with you?

How do you care about it?

How does it show its love for you?

Shall we write a poem about My Pet?

Look, find and fill

Find words from the boxes

.....
.....
.....
.....

Silky soft brown fur

Playing with me

Awake at night

Sleeps in the kennel

Dislikes bathing

Sniffs everything

Wagging its tail

protects us always

Barks at strangers

Companion to all of us

Sleeps on the mat

Member of the family

Licks bones everyday

28. Writing a paragraph

Dear children,

Today you are going to write a paragraph on a sport.



What is your favourite sport?

Supun



My favourite sport is netball.

Fathima

My favourite sport is

You

Activity 1

1. Do you like to play games?
2. With whom do you play?
3. What do you play in the afternoon?
4. Write names of two sports that you like.

Activity 2

Match

1) football 2) cricket 3) volleyball 4) elle 5) netball



.....2.....



.....



.....



.....



.....

What equipment do we need to play these games?



goal post



bamboo stick

Sport	What equipment do we need to play ?
1) cricket	a ball and a bat
2) football	a foot ball
3) netball	a net ball and a goal post
4) volleyball	a volley ball
5) elle	a bamboo stick and a ball

Activity 3

Complete

Example – (1) We need **a bat and a ball** to play **cricket**.

(2) We need to play

(3) We need to play

(4) We need to play

(5) We need..... to play

Read.

Number of players in each of the teams

cricket – eleven players	netball – seven players
football – eleven players	volleyball – six players
elle – sixteen players	

Activity 4

Complete the paragraph

ball	sport	eleven	boys	friends
------	-------	--------	------	---------

Cricket

Cricket is a famous (1) ...sport... in Sri Lanka. It is a team sport. The team has (2) players. We need a bat and a (3) to play the game. Now both (4) and girls play this game. I play cricket with my (5) It is a good exercise.

Activity 5

Write a paragraph about elle using the facts given in the following table.

Follow the example given about netball.

Sport	No. of players	What we need	Played by	International/Local
Netball	seven	netball, goal post	girls	international
Elle	sixteen	Bamboo stick, ball	girls and boys	local

Netball

Netball is a team sport. The team has seven players. This is played by girls. We need a netball and a goal post to play the game.

This is an international game.

Elle

.....

.....

.....

.....

.....


.....

.....

.....

Activity

Draw a poster on your favourite sport.



Dear students,

Put a tick (✓) in the bracket.

Now I can write a simple paragraph on a sport. ()

29. Compositions

Two girls are talking about their country, Sri Lanka.



Sri Lanka is an island located in the Indian Ocean. It's called "the pearl of the Indian Ocean".



The highest mountain is Pidurutalagala and the longest river is Mahaweli.

It has a hot, wet climate.

There are nine provinces and twenty-five districts.

The capital city is Sri Jayawardanapura Kotte .

Many ethnic groups and religious groups live in harmony.

Shall we write about Sri Lanka?

First two lines are written. Write other lines. Use the facts given above and other facts that you can find.

Sri Lanka

Sri Lanka is an island. It is in Indian Ocean.....

.....

.....

.....

.....

.....

Kamal has visited Ramu's house on Thai Pongal Day. Ramu is offering some laddu to Kamal. Read the conversation which took place.



Ramu : Would you like to taste some laddu ?



Kamal: Yes of course. But I haven't tasted it before.



Ramu : We prepare laddu at Thai Pongal.



Kamal: What is the shape and colour?



Ramu : It is round and yellow.



Kamal : Say, what do you need to prepare laddu?



Ramu: Flour, sugar and ghee. Wait I will ask my mother to bring?



Kamal: MMM...really tasty.

Pol Sambol is a famous food among all Sri Lankans.

It is spicy.

We eat pol sambol with rice or bread.

Scraped coconut, dried chili powder, salt, lemon, onion, garlic and dried fish add an extra taste to it.

Both small and elderly people enjoy eating it.

Now, write some lines about your favourite food.

My favourite food is

.....
.....
.....
.....
.....
.....

Let's read about sports.

Sports

Netball

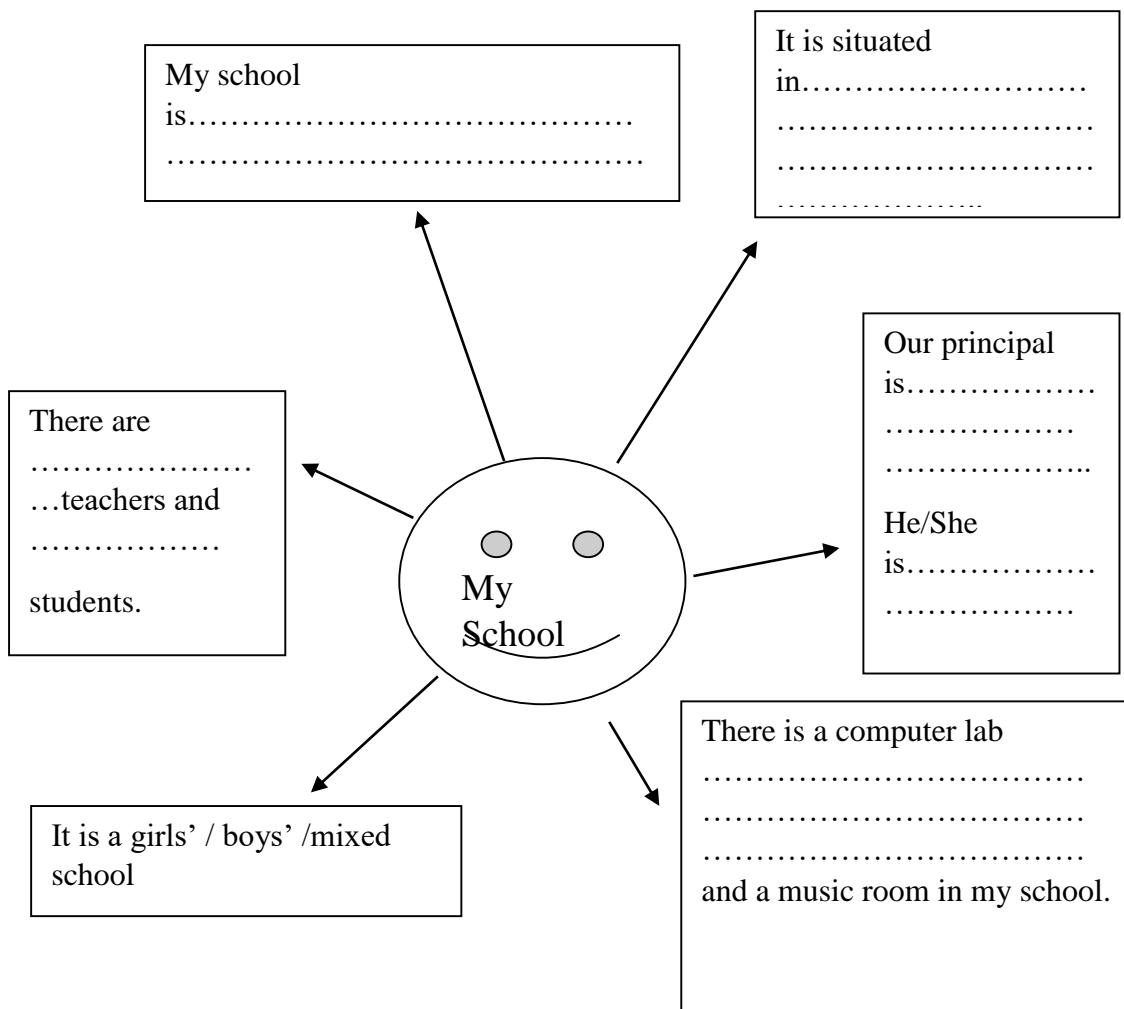
Girls play netball. It is a team game. In each team there are seven players. The players have to shoot the ball to score marks.

Volley ball

This is popular among boys. It is a team game. In each team there are six players.. Players use their hands to pass the ball to the other side.

.....
.....
.....
.....
.....
.....
.....
.....
.....
.....

What is your favourite sport?
How many players are there?
Is it a team game or individual game?
What do you need to play it?



Can you write about your school, now? Use your own words.

.....

.....

.....

30. Let's Read

Match the paragraphs with the topics given below

(Wonders of nature / I am a robot / A leisure time activity)

A

Crush! Crush! Crush! All my body parts were fixed with wires. When I opened my eyes, the first person I saw is my master. He was a Japanese. He designed me as a robot in Japan. He tested me whether I was perfect at work. He was happy when I performed well.

Now I am in a big house with a small family. Usually the mistress in the house asks me to do work at home. So I do all the work in this house.

B

There are many activities which people do in their free time. Among them reading is an interesting leisure time activity. There are many interesting reading materials available such as books, newspapers, magazines and other publications. We can read anywhere at any time, even while travelling. Some have a habit of reading when they go to bed at night.

C

There are many kinds of birds in the world. Weaver bird is one of them. It lives in tropical countries like Sri Lanka, Africa and India. It has black and yellow feathers. Weaver bird weave a wonderful nest. Its entrance is at the bottom. The nest protects the babies well.

Let's read some riddles. Find them and write.

<p><i>I am hot and I live in the sky. I am round and go up and</i></p> <p><i>I am bright. Don't look at me directly.</i></p> <p><i>You don't see me at night.</i></p> <p><i>Who am I?</i></p> <p>.....</p>	<p><i>I am usually a brown and green</i></p> <p><i>With rain I can live for a long time.</i></p> <p><i>I am a house for birds.</i></p> <p><i>Children love to climb on me.</i></p> <p><i>I am a</i></p> <p>.....</p>
--	--

31-Determiners

A determiner is a word that introduces a noun. It always comes before a noun


Look at the underlined words. They are **determiners**.



These books



an elephant



a fish



that kite

Determiners

a
an
the

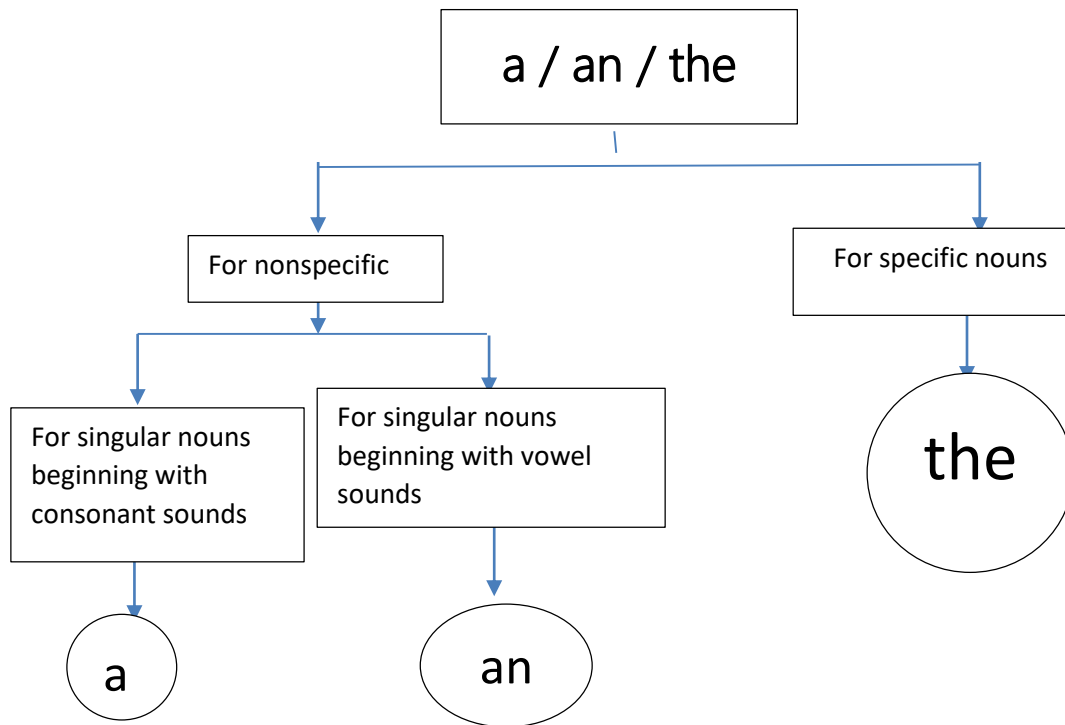
my our
your their
his its
her

this
that
these
those

one
two
three
four

first
second
third

several many
a few some
any a lot
of



Ex: -

- a child
- a book
- a table
- a duck
- a pen

Ex: -

- an ant
- an elephant
- an ice cream
- an owl
- an umbrella

The determiners “a” or “an” → used with singular nouns.



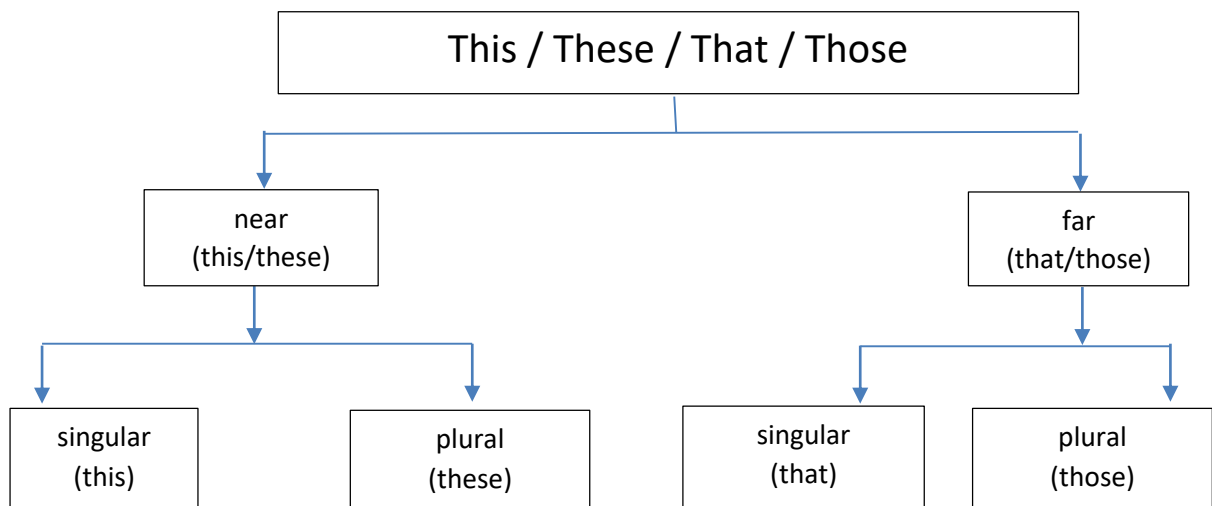
We use “the” with both singular and plural nouns. We say the When it is clear which thing we mean.



Activity 1

Fill in the blanks with a/an or the

1. I can ride a bicycle.
2. She is cutting carrot.
3.principal of the school hoists the school flag in the morning.
4. Piduruthalagala is highest mountain in Sri Lanka.
5. Kusum is very nice person.
6. I boughtink bottle.
7. My mother is writingletter.
8. I sawairplane flying in the sky.
9. What is name of this village?
10. We live in old house near station.



This cow is near the child.



That cow is far from the child.



These cows are near the child.



Those cows are far from the child.

Activity 2

Look at the pictures and fill in the blanks. Use “this”, “these”, “that” or “those”

One is done for you. Arrows show the distant things.

1. Those are birds.
2.are fruits.
3.is a mango.
4.are cows.
5.is a pen.
6.is a flower.
7.are kites.

Activity 4

Fill in the blanks by selecting the correct word from the given words.

1.



.....are his books. (this/that/these)

2.



.....girls are going home. (this/these/that)

3.



Hey!.....is my plane. (this/that/those)

4.



Look,are horses. (this/that/those)

5.



Isa ruler? (this/that/those)

6.



.....is a tree. (those/this/that)

32. Writing a letter

Dear children,

Today you are going to write a letter to a friend.

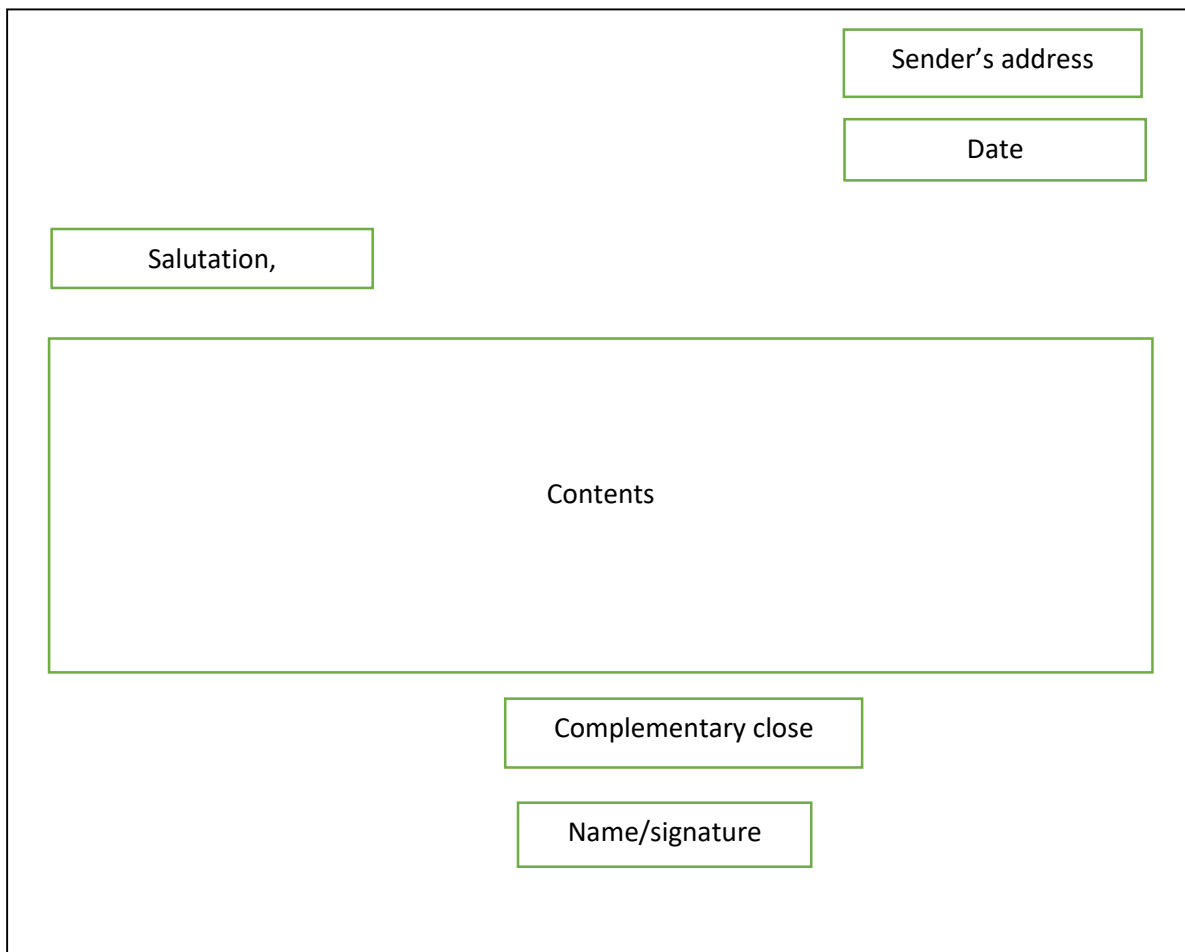
occasions –special events



**We sometimes write letters to friends and relatives.
These are called as informal or friendly letters.**

Have you ever written a letter to a pen pal?

Format of a personal letter



Read the letter and fill in the blanks.

Read the letter.

No. 2/5A,
School Lane,
Galle.
2/10/2020.

Dear Raj ,

How are you? Hope you are doing well. How are your family members? I am fine here.

I am writing this letter to tell you about a trip. We hope to go to Yala national park on the 2nd of December. Please join us with your family. On our way to Yala, we will visit the Dry Zone Botanical Garden and Kataragama too. Bye for now. Reply me soon

Your friend

Kevin

Activity 3


Now write a similar letter to a friend. Imagine you are going to visit Anuradhapura.

Includethe following:

- Invite you friend to join with you.
- the palces you are going to visit- Temples , ruins, tanks
- With whom and how are you travelling?
- Where are you staying?

Activity 4


Speak five sentences about a place you have visited with your family.

 Dear children, put a tick (√) in the bracket.

Now I can write a letter to a friend. ()

33-Describing pictures

Study the picture and answer the questions .



- (1) How many children are there in the picture?
- (2) Where are they?
- (3) Who is playing with a ball?
- (4) What is Chanuth playing with?
- (5) Who is playing on the swing?
- (6) Where is the dog?
- (7) What is the dog doing?
- (8) How many birds are there?
- (9)

Study the picture and read the description of it.



There are four people in the picture.

There is a plant in the corner.

There are two pictures on the walls.

Mother and father are sitting on sofas.

The girl is lying on a mat and reading a book.

The dog is looking at her.

The cat is sleeping on the back of the sofa.

The boy is reading a book and he is lying on the sofa

Different sentence patterns are used to describe the pictures as shown below.

We use the following sentence patterns to describe pictures

This is a picture of a (about the picture)

We use There is /There are to describe the things and people we can see in the picture.

There is a + one person/thing


There are + two or more people/thing.

We use am/is/are + - ing form to describe what is happening in the picture

He / She/ It + is + (verb) ing.


They + are + (verb) ing

Study the picture and complete the description with the words given in the box.



This picture shows an animal farm. There is a, a boy and two girls in the They are working in the One girl is giving anto the horse. One girl is pumpingThe pig iswater from the tank. The boy is feeding The dog is at the rooster. The cats are on the hay stacks. There are manyin this picture.

Write 10 sentences about the following picture.

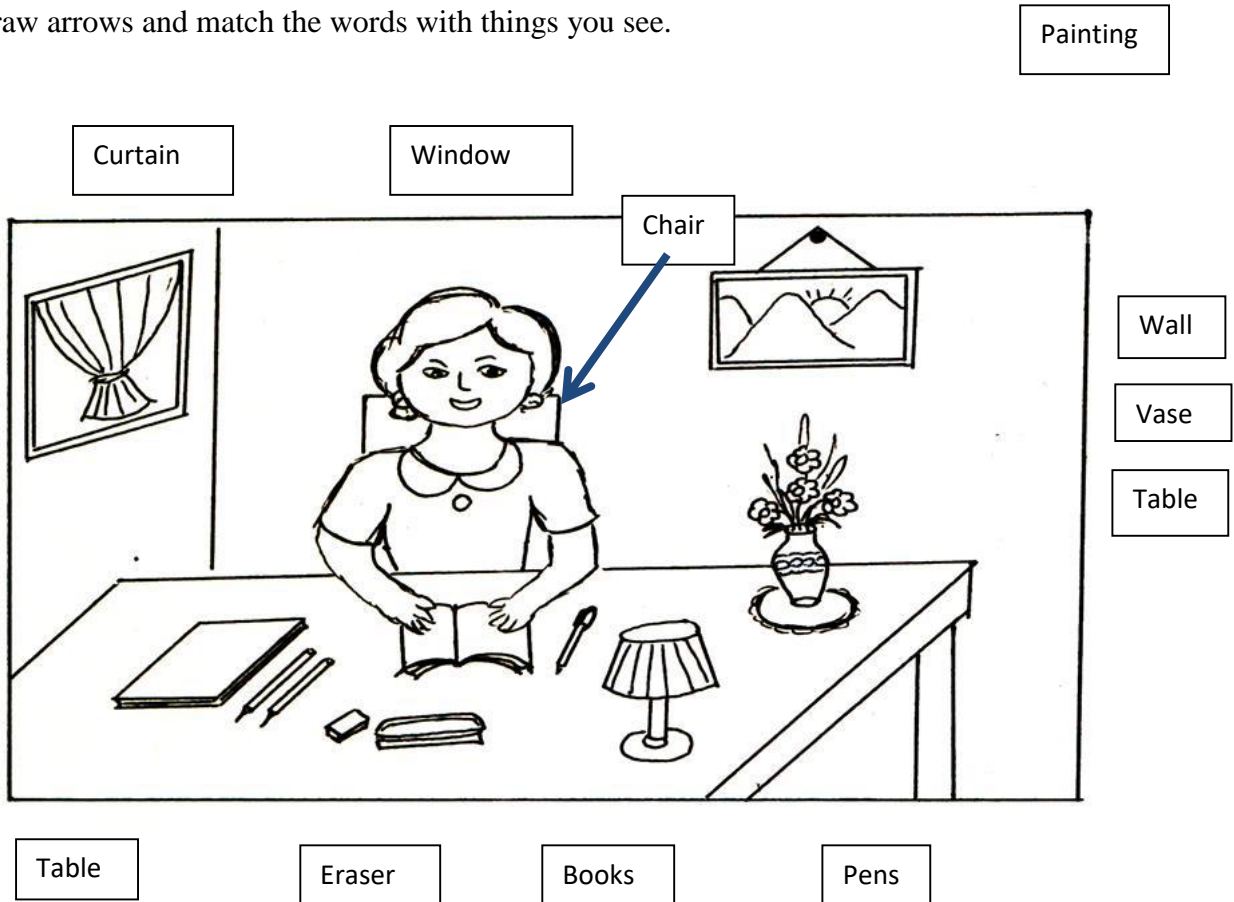


- 1 teacher
- 3 student
- 4 desk
- 5 chair
- 6 table
- 7 computer
- 8 overhead projector
- 9 screen
- 10 chalkboard/board
- 11 clock
- 12 map
- 13 bulletin board
- 14 Public Addressing system
- 15 whiteboard/board
- 16 globe
- 17 bookcase/bookshelf
- 18 teacher's desk
- 19 wastebasket

34 - A day at home and out

This is Vikum's sister, Sithari's room. Can you label the things you see in it?

Draw arrows and match the words with things you see.



Now read the following on Sithari's room.

This is a picture of Sithari's room. Sithari is **in** the room reading a book. She is sitting **at** the table **on** a chair. There is another book **on** her table. There are two pens **next to** the book. There is another pen **between** book and the table lamp. There is a window **in** Sithari's room. It has a curtain. The vase is **on** her table. There is a painting **on** the wall **behind** Sithari.

Look at the following pictures. Where is the apple?




A

The apple is on the box



B

The apple is in the basket



C

The apple is between two boxes




D

The apple is in front of the




E

The apple is next to the box



F

The apple is behind the



The apple is under the tin

Describe the things in your house using the preposition you learnt.

E.g.

There is a book on the table.

The clock is on the wall.

.....

.....

.....

.....

.....

.....

.....

.....

.....

.....