

SELF LEARNING PACK



Grade 7

Term 2

SOUTHERN PROVINCE

- Mr. Nimal Dissanayake - Provincial Director of Education (Southern)
Provincial Guidance & Supervision
- Mrs. Shanthi Senevirathne - Additional Provincial Director of Education
Provincial Guidance & Supervision
- Mr. Lakmina D Karunanayake - Assistant Director of Education (English)
Provincial Coordinator - Planning and Coordinating
- Mrs D.G.R.C.Kumari - Assistant Director of Education (English)- Akuressa
Zonal Guidance & Supervision

Panel of Editors

- Mrs D.G.R.C.Kumari - Assistant Director of Education (English)- Akuressa
- Ms.S.P.Gamachchige - In- Service Advisor, Akuressa.

Panel of Writers

- Mrs. H.M. Kamani - In -Service Advisor, Akuressa
- Ms. Gaya Nilmini Haththotuwa - MR/ Godapitiya M.M.V
- Mrs.Indira Samarasinghe - MR/Hallala M.V
- Mrs.T.D.S.Ramasinghe - MR/ Galpamuna K.V
- Ms.W.K.S.Widumini - MR/ Godapitiya M.M.V
- Nishanthi Edirisuriya - MR/ Maramba M.V
- Ms.P.N.Wijesingpathirana - MR/Weliketiya K.V
- Ms.Sachini Kaluarachchi - MR/ Lenama K.V
- Ms.P.A.Shama Darshani - MR/Wilpita K.V
- Ms.Sujani Basnayake - MR/ Senani K.V, Akuressa.
- Ms.Himali Gunawardhana - MR/Godapitiya M.M.V

CONTENTS

Lesson	Page
1. Fun with sounds and words.	03
2. Listen..... I'm reading aloud.!	06
3. Let's listen to TV or Radio News	08
4. Let's listen and write answers	10
5. Let's learn affixes	12
6. Let's get to know prefixes and affixes.	15
7. Let's learn more about affixes.	18
8. Let's learn 'adverbs'	20
9. Yes I can..!	24
10. Pronouns- possessive..	27
11. Let's learn conjunctions.	31
12. Pictures help me to find meanings!	33
13. How pictures help to read.	35
14. Let's find information..	39
15. Read, find and answer..	41
16. It's time to read an invitation and a programme.	43
17. Let's read about a friend: Niluka.	46
18. Picture speaks!	48
19. More about pictures..	52
20. Let's describe a special person.	56
21. Describe a book you read.	59
22. Note received.!	62
23. Let's write an essay on "best friend "	64

Lesson 1- Fun with sounds and words

Activity 1

Dear student,
Today you are going to read some words and practise them.

Step 1

- Read these sentences aloud.
1. She sits on the seat and sells sea shells.
 2. Pat found a fish in a pail at the pub.
 3. Shane and Shaggy washed the sheet with soap
 4. My pet sheep finds soot in the shed.
 5. Do not rush. You may not miss the bus.



Step 2

- Now read these words aloud.

sits	pat	fish	shaggy	shed	Soap
pet	wash	bus	shells	pail	sheep
feels	sells	rush	pub	found	she
miss	Shane	sea	sheet	soot	seat



Activity 2

- Put the above words in the relevant columns according to the sounds they make.

s	sh	p	f
Eg: sits			

Activity 3

Step 1

- Read the two sets of words.

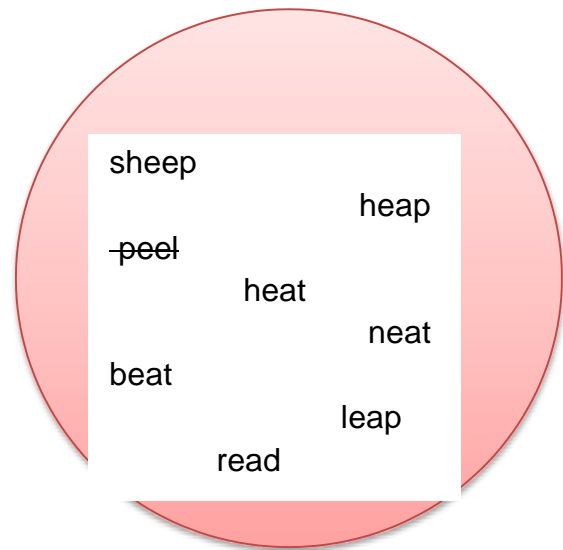
sit	-	seat
fill	-	feel
bit	-	beat
hill	-	heal



Step 2

- Find the matching words from the given circle and fill in the blanks.

pill –peel.....
hip –
hit –
ship –
knit –
rid –
lip –
bid –



Dear Students,

Circle the matching face.

1. I can identify the different sounds of 's', 'sh' and 'p', 'f'



2. I can read the words with 's', 'sh' and 'p', 'f' sounds.



3. I know short vowel and long vowel sounds.



lesson.2- **Listen...I'm reading aloud!**
Activity 1

Step 1

- Let's read this dialogue.



Do you wish you were a teacher?



No, I don't.



I do. If I were a teacher, I wouldn't have to do any homework.

Step 2

- Read the above dialogue again.
- Now answer these orally.

Your friend: - Do you wish to be a teacher?

You: -

Activity 2

Step 1

- You have bought a puppy for your younger brother. You ask him to look after the puppy. These are the instructions you give to your brother.
- Read the instructions aloud.

1. You have to feed it.
2. You have to take it for walks.
3. You have to give it a bath once a week.
4. You have to brush it everyday.
5. You have to play with it.



Activity 3

Step 1

- Read these words and phrases.
 - * Rising star
 - * Returned
 - * Asian
 - * games
 - * Grand
 - * Trophies
 - * Certificates

Step 2

- Read them once again.



Step 3

- Read this article from a newspaper.

Colombo, Feb 15: the new rising star of Sri Lanka, Thamali Weerasinghe returned to the island from the Asian games 2020. A grand welcome had been arranged for her. She had brought a number of trophies and certificates which she had won at the Asian Games

Dear Students,

Circle the matching face.

1. I can read any type of text.



2. I like to read newspaper articles.



3. I know to pronounce many words correctly



Lesson 3

Let's listen to t.v or radio news.



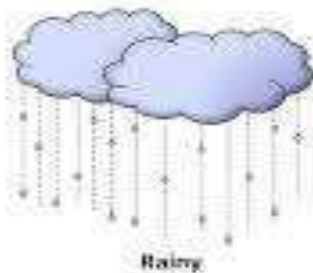
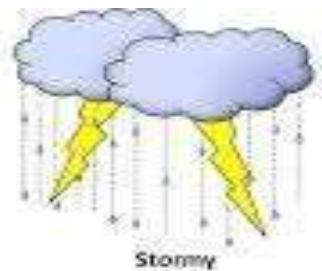
1. Listen to T.V or Radio news and fill this grid.

Day & Date	Time	T.V /Radio channel	Name of the presenter	Write C if you hear news about Corona
Monday 3rd	9.30 p.m.	Derana	Mr.Nalin Perera	C



2. Do you listen to news on Tv? Or radio?

Listen to weather reports on T.V. or Radio and find and write the weather words you heard in a week.



<http://thefilesofmuse.com>

MY WEATHER REPORT








Days	Weather
Monday 14th	Cloudy

3. Write in your diary about the weather after writing the weather report.

Monday 14th It is a cloudy day.

Four horizontal orange bars for writing a diary entry.



Dear student, circle the matching face  - yes/can  -no/can't
 I can listen to a news and find special news  
 I know how to find weather words by listening  

LESSON – 4

Let's listen and write answers.

1. Listen to announcements on T.V. or Radio regarding health habits and draw five items which we use during these days.



1.

2.

3.

4.

5.

2. Let's find the words you listened in those announcements

A	B	C	Q	R	Q	N	A	E	E
D	B	H	O	S	P	I	T	A	L
S	A	N	I	T	I	Z	A	R	E
O	D	G	D	O	C	T	O	R	A
A	E	A	D	F	E	A	W	R	D
P	T	F	A	C	E	M	A	S	K
S	R	I	C	A	D	G	A	C	E
G	L	O	V	E	S	D	D	A	T



1. CORONA

2.

3.

4.

5.

6.

3. Did you hear these compound nouns on TV or radio? Listen to them again and match

- A
- i. Lock
 - ii. Social
 - iii. Covid
 - iv. Hand
 - v. Healthy

- B
- wash
 - down
 - food
 - distance
 - nineteen



4. We hear many instructions in these announcements. Write down five instructions after listening to them.

1. Stay at home

2.....

3.....

4.....

5.....

6.....

Dear student,



Circle the matching face



- yes/can



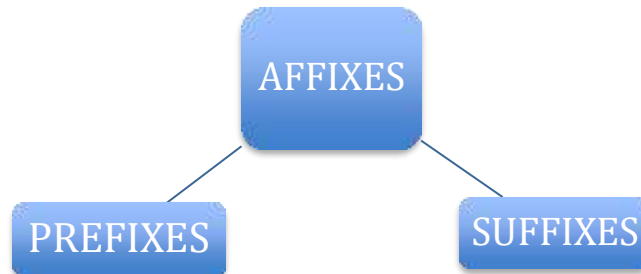
- no/can't

- I listened to news and advertisement to find new words
- Now I know the special words/phrases and instructions during this time





Let's learn affixes.



- A **Suffix** is an ending added to a word. **ful** > **playful**
less > **careless**
ness > **kindness**
ly > **friendly**

- er** > **longer**
est > **tallest**

- A **Prefix** adds before a word. **un** > **unhappy**
dis > **dislike**
re > **rearrange**

By adding affixes –

(a) The meaning of the word is changed, but the word class is the same.



happy (adjective)




unhappy (adjective- opposite meaning)

long (adjective)

longer (adjective- comparative)



tall (adjective)



tallest (adjective- superlative)



tie (verb)



untie (verb- opposite)

(b) The word class and/ or the meaning of the word are changed.

- | | | |
|--------------------|---|------------------|
| • Verb | - | Adjective |
| Colour | | colourful |
| Care | | careless |
| • Noun | - | Adjective |
| Wonder | | wonderful |
| Rain | | rainy |
| • Adjective | - | Noun |
| Kind | | kindness |
| Happy | | happiness |
| • Adjective | - | Adverb |
| Kind | | kindly |
| Happy | | happily |

Study below words. Read them.

load – reload
 quick – quickly
 balance – unbalance
 write – re write
 annual – annually


read – re read
 kind – kindly
 arrange – rearrange
 hard – hardly
 pack – unpack

Activity 1

Put -un, -re or -ly appropriately.

1. Quick -
2. Write -
3. Enter -
4. Hard -
5. Important -

synonyms for affix:
 fasten, append, attach, fix, annex, tack, add,
 secure, glue



Activity 2

Change the following words by adding tion, ment or ly. (If you want refer to a dictionary)

e.g.: - imagine – imagination

imagine -
 form -
 punctuate -
 organize -
 neat -

inform -
prepare -
engage -
Slow -

circle the face after you finish the activity. 😊 yes ☹️ no

- I know now by adding suffixes and prefixes I can change the word 😊 ☹️
- I understood when its changed there is a different meaning 😊 😊

LESSON - 6

Let's get to know prefixes and suffixes.



- Prefixes are used at the beginning of a word in order to change its meaning.

Mouth + ful ----- → mouthful



- Suffixes are placed at the end of a word in order to change its meaning or the word class.

Prefixes	Suffixes
Re = again Dis = opposite of Un = not Pre = before	Ful = full of Less = without

Activity 01.
Underline the suffixes

Ex- Teacher

- | | |
|-------------|----------------|
| 1. Helpful | 6. Readable |
| 2. Joyful | 7. Happiness |
| 3. Shortly | 8. Player |
| 4. Goodness | 9. Wonderful |
| 5. Homeless | 10. Chargeable |



Activity 02

Match each word with its appropriate meaning.

Prefixes

Pre	Dis	Un	Re
Pre-write	Dislike	Unable	Rename
Pre-test	Disobey	Unkind	Remove
Pre-cook	Dishonest	Unusual	Repay
Pre – read	Disagree	Unlucky	Rewrite
Pre-paid	Disappear	Unfortunate	Return

Activity 04

Add a prefix (pre, re, un, dis) to the base word to create a new word.

•play

- honest
- do
- known
- pay

•fund

- Read
- Use
- Obey

Now circle the correct face .

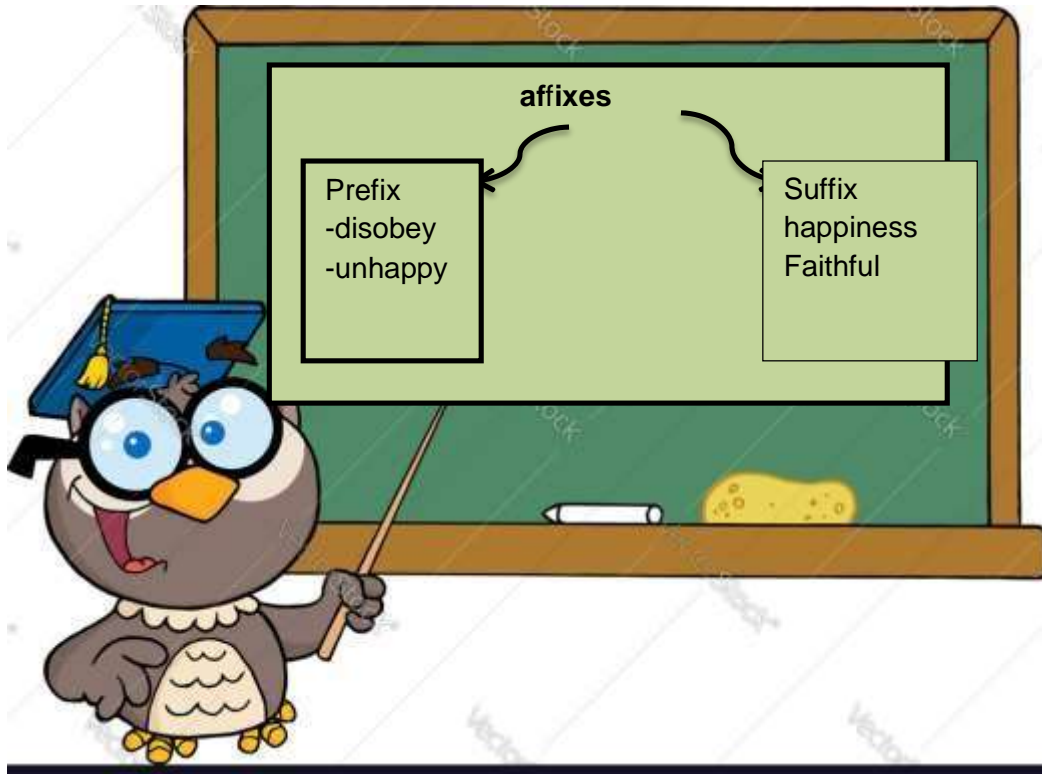
- **I know how new words make by adding parts to the beginning and at the end of word**
- **I can change the meaning of words after adding them.**



Lesson 07 –

Let's learn more about affixes.

This is what you know about affixes.



01. Find and underline the prefixes and suffixes.

Ex-Peaceful

Dishonest

- | | |
|-------------------|----------------|
| 1. Beautiful | 6.unbelievable |
| 2. Disappointment | 7.Loneliness |
| 3. Illness | 8.Homeless |
| 4. Wireless | 9. Colourful |
| 5. Unfaithful | 10. Careless |

2. Match the root words with affixes.

Kind	Wonderful
Wonder	Fitness
Happy	Disability
Safe	Heaviness
Ability	Hopless
Hope	Disloyal
Fit	Unfortunate
Heavy	Kindness
Loyal	Unsafe
Fortunate	Happiness

3. Use the following prefixes and suffixes (affixes) to make new words.

(un/dis/ful/less/ness/ly)

1. Peace _____
2. Thick _____
3. _____ Rest
4. Spoon _____
5. _____ Expected
6. _____ Obedient
7. Friend _____
8. good _____
9. Tube _____
10. _____ happy



4. Complete the Sentences by adding the correct affix.

Ex: Sonia Looked very **beautiful**. (beauty) in her new dress

1. My teachers are always _____ [help].
2. My uncle is a _____ [care] driver. He met 5 accident last year.
3. I never go out alone at night. I'm afraid of _____ [dark].
4. It is _____ to go out these days.
5. She cheats in her examinations. She is completely _____ [honest].

Dear students, circle the matching face. ☺ yes ☹ no

- | | | |
|---|---|---|
| 1. I learnt two prefixes and 3 suffixes | ☺ | ☹ |
| 2. I can use affixes to change the meaning and word class of some words | ☺ | ☹ |

Lesson - 8

Let's Use Adverbs

Dear children,

Now, you're going to learn adverbs.

1.) Look at the pictures, read and answer the questions.



These girls run **fast**.

How do the girls run? **fast**



These children fly kites **happily**.

How do the children fly kites? **Happily**




The sun shines **brightly**.

How does the sun shine? -----



The children are waiting **patiently**.

How are the children waiting? -----



The train comes **slowly**.

How does the train come? -----



The family is eating **happily**.

How is the family eating? -----

Write answers for the following questions.

1. Father drives his car **carefully**?

How does father drive his car? -----

2. Brother rides his motorbike **carelessly**.

How does brother ride his motorbike? -----

3. Harini can sing **sweetly**.

How can Harini sing? -----



carefully

The answers show how these actions happen. So we say, they are **adverbs**.

2.) Make adverbs using “ly” to the following adjectives.

Adjective	adverb	adjective	adverb
quick	quickly	slow	slowly
neat		kind	
sweet		loud	
nice		soft	
honest		clever	
heavy	heavily	beautiful	beautifully
pretty		normal	
greedy		usual	

Make adverbs (Do not add “ly”)

Adjective	adverb
fast	fast
hard	
early	
late	
good	well



3.) Complete the following blanks by adding “ly” to the adjectives in the brackets.

1. My brother writes very ----- (neat)
2. It was late, so we left----- (quick) to catch the train.
3. The boys ate all the sandwiches and bananas----- (greedy).
4. The moon shines ----- (bright) on poya days.
5. The child who became the first in the singing competition sang -----
--(sweet).
6. It was raining----- (heavy) last night and I slept a lot
7. I saw a bird flying ----- (slow) because it was attacked by the crows.

4.) Look at the pictures and make sentences using the jumbled words



1. Eg: girl/the/elegantly/dressed/gets- **The girl gets dressed elegantly.**

2. children/play/happily/two-

3. keeps/bird/ he /a/gently-

4. boy/walks/the/hungrily-

5. lying/he/the/settee/is/on/lazily-

6. speaks/girl/loudly/the-

Say “yes/no”
What can you say?



	Yes	No
1. I know the adverbs.		
2. I can make adverbs using adjectives		



Lesson 9

YES I CAN.....!



















Activity 1

Fill in the table with “yes I can.” and “No, I cant.”

-  Yes, I can.











-  No, I can't.

Can you ...?		You
Sing		  Eg. Yes I can
Dance		 
Cook		 
Swim		 

ride a bike		
Jump		

CAN / CAN'T

Look at the pictures below and answer the questions:

<p>1. Can he play football?</p> <p>_____</p> 	<p>2. Can he drive a car?</p> <p>_____</p> 
<p>3. Can he ride a bike?</p> <p>_____</p> 	<p>4. Can she jump?</p> <p>_____</p> 
<p>5. Can she fly?</p> <p>_____</p> 	<p>6. Can he play chess?</p> <p>_____</p> 
<p>7. Can she read?</p> <p>_____</p> 	<p>8. Can they talk?</p> <p>_____</p> 
<p>9. Can it dance?</p> <p>_____</p> 	<p>10. Can he play tennis?</p> <p>_____</p> 

Activity 2

Rearrange these words and make meaningful sentences.

1. can/ play/I/the/piano – **Eg: I can play the piano.**

2. I/cricket/can't play
3. a horse/I/ ride/can't

4. the guitar/can/I/play

5. my/clothes/can/I/wash

6. poems/I/recite/can/well

Activity 3

Use the phrases and write about what your pet can/can't do.
(Can swim ,can't fly, can run, can play, can't write, can bark)
My pet is a dog.

1. **Eg: My pet can swim.**



Self evaluation.

Underline ☺☺ for **yes** and ☹☹ for **No**

1.Now I know how to use modal 'can' and 'can't'

2.Now I can make sentences using the modals 'can', and 'can't'



Lesson 10

Pronouns-possessive..!

Let's learn what **possessive pronouns** are.

Subject	Possessive adjectives	Possessive pronouns
I	my	mine
we	our	ours
you	your	yours
he	his	his
she	her	hers
it	its	its
they	their	theirs



I have got a **dog**. It is **my** dog.

Whose dog is this?



It's **mine**.

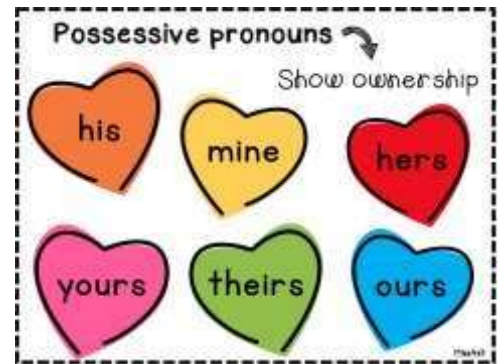


Mine-----→ possessive pronoun
 Yours ----- → possessive pronoun

01). Underline all the possessive pronouns in the following sentences.

eg:1. Is this pencil yours?

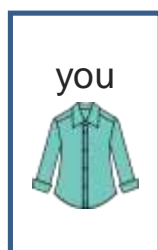

2. This car in mine.
3. This dress is hers.
4. My house is bigger than his.
5. This is my computer. It's mine.
6. The necklace is hers.
7. This cat is ours.
8. The land east of the field is theirs.
9. The suitcase is his.
10. It was not my mistake. It was yours.



02). Circle the most suitable word for the blanks.

- Eg:1. **She** has got an umbrella. It is.....(his / its **hers**)
2. **We** have got some mangoes.
They are..... (theirs / ours / his)
 3. **You** have got a fish.
It is.....(mine / theirs / yours)
 4. **I** have got a sister.
She is..... (mine / ours / its)
 5. **Hashini and Lusitha** have got a big house.
It is.....(ours / yours / theirs)
 6. **Gihan** has got a red shirt.
It is..... (hers / mine / his)

03). Look at the pictures. Write the correct answers.



1.Eg: Whose shirt is this? It ishis.....

2. Whose house is this? It is

3. Whose flowers are these? They are

4. Whose car is this? It is

5. Whose gloves are these? They are








6. Whose kennel is this? This is

04). Look at the pictures below, and make sentences using the possessive pronouns.



...

.....
...Eg: This doll is mine
.....
.....
.....
.....
.....
.....

Dear student, circle the matching face		- yes/can		- no/can't
I know what possessive pronouns are				
I can make sentences using possessive pronouns				

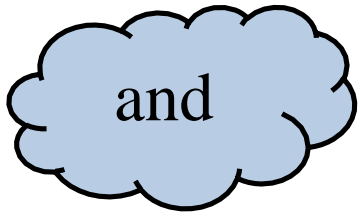


Lesson 11

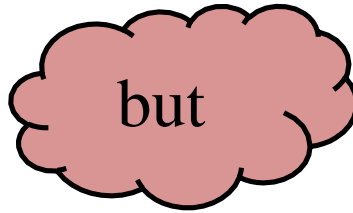
LET'S LEARN CONJUNCTIONS

Dear students,


Now you are going to learn three “*Conjunctions*”.



Similar Ideas



Opposite ideas



Choice

eg: I am drawing a flower
or
and a tree.

eg: This frock is expensive,
but I want to buy it.

eg: You can walk
hire a taxi.

1) Underline conjunctions and fill in the blanks.

- i. My mother grows vegetables and fruits. (Similar ideas.....)
- ii. You can follow a computer course or an English course. (.....)
- iii. Children go to school and learn well. (.....)
- iv. Nimali likes cartoons, but she doesn't like reality shows. (.....)
- v. My father is helpful but stern. (.....)
- vi. You must contact the PHI or the Emergency Unit. (.....)

2) Fill in the blanks

- i. Eg: Nimal or ... **Kamal**..... can go early.

we
it
father
meet
Kamal
magazine

- ii. Children can come and.....me today.
- iii. I want to buy a novel and a
- iv. That is his mother and
- v. It was a rainy day, but.....went to the beach.
- vi. I tried to read a Tamil story, but.....was difficult.



3) Complete





<u>Use “and/ but”</u>	<u>Use “and/or”</u>
i. Doctors work hard andsave people’s lives.	i. My favourite subjects are Science andEnglish.
ii. She tried to hit the ball, she couldn’t do it.	ii. We have to select one meal. We can give breakfast dinner.
iii. I have a parrota cat.	iii. Would you like to have teaorange juice? I like tea.
iv. Cows eat grass,.....lions don’t eat grass.	iv. Both Nisal Hasiru joined our trip last week.
v. He is very rich , he never helps poor people.	v. Do we have English.....Maths after the break? We have English.
vi. I came home early, I couldn’t do my assignment.	vi. Are you going.....not?
vii. vii.	

4) Match

Every student learns English	and wash your hands well.
Your father	and “Hathpana”.
Children studied well	but only a few students learn dancing.
You can send me a Whatsapp message	and got best results.
Wear face masks	or Hambantota?
I have “Madol Doowa”	but you can’t meet me these days.
Do you like to go to Kandy	and my father are friends.

Self- Evaluation

Circle  for yes and  for No

- 1. Now I know the meaning of “and/but/or”  
- 2. Now I can use “and/but/or” appropriately in sentences  

Lesson: 12

PICTURES HELP ME TO FIND MEANINGS..!

Dear students,

Picture clues are amazing to find the meaning of texts. You can practise it now.

1) Read the descriptions and write the names of children



.....

.....

.....

.....

eg: ...Visal...

- ✓ It is thundering heavily. Dasuni is **afraid** of it and sitting with fear.
- ✓ Visal is **surprised**. His uncle, who lives in England has just come home.
- ✓ Kisal is **angry**. His sister has broken his toy car.
- ✓ Kasuni has got a gift from her aunty. It was a talking doll. She is really **happy**.

2. Read and match the verbs with the definition. The pictures will help you.



chirp



scribble



crawl



vaccinate



paint

- Scribble
- Crawl
- Eg: Paint**
- Chirp
- Vaccinate

- making a high- pitched sound.
- move slowly with body on hands and knees.
- write hurriedly or carelessly.
- giving injection to increase immunity
- coloring**

2) Fill in the blanks.



spoons

shoes

bags

bowl

bottle

rack

1. Eg: It is a glass ... **bottle**
2. They are leather
3. It is a steel
4. They are wooden
5. They are cloth
6. It is a plastic

3) Underline



hard hats



smoking



road





mobile phones



men

1. Eg, You (**must**/ mustn't) wear hard hats.
2. You (can /can't) smoke.
3. The road (is/ isn't) slippery.
4. You (can/can't) use mobile phones.
5. Men (are / aren't) working.

Self-Evaluation;

Circle  for yes and  for No

1. Now I can use picture clues to understand the meaning.



2. I enjoy doing activities with picture clues.



Test 1

Step 1

- Read this paragraph.



I am Rasari and my brother is Ruchira. During holidays we do a lot of things. We listen to the radio and watch cartoons. We play cricket with our cousins. We sometimes play with toys. We grow flowers in the front yard and watch the beautiful butterflies that come to the flowers. On weekends father takes us to the cinema or the beach. We fly kites and make sand castles there.



We go to stay with our grandparents in Kandy. After having lunch, we usually go for long walks with our grandfather. He shows us railway lines, railway stations, temples, and brooks. He also shows us varieties of wild berries and flowers. Wild berries are very delicious and nutritious.



Step 2

- Answer these questions.

1. Write 5 things Rasari and Ruchira do during the holidays.

.....

.....

.....

.....

.....

2. Do they play with toys?

.....

3. What are the two things they do in the front yard?

.....

.....

4. What do they think about wild berries?

.....

.....

5. Underline a similar word to brook.



- a) Rock
- b) River
- c) Station
- d) Beach



Activity 2

Step 1

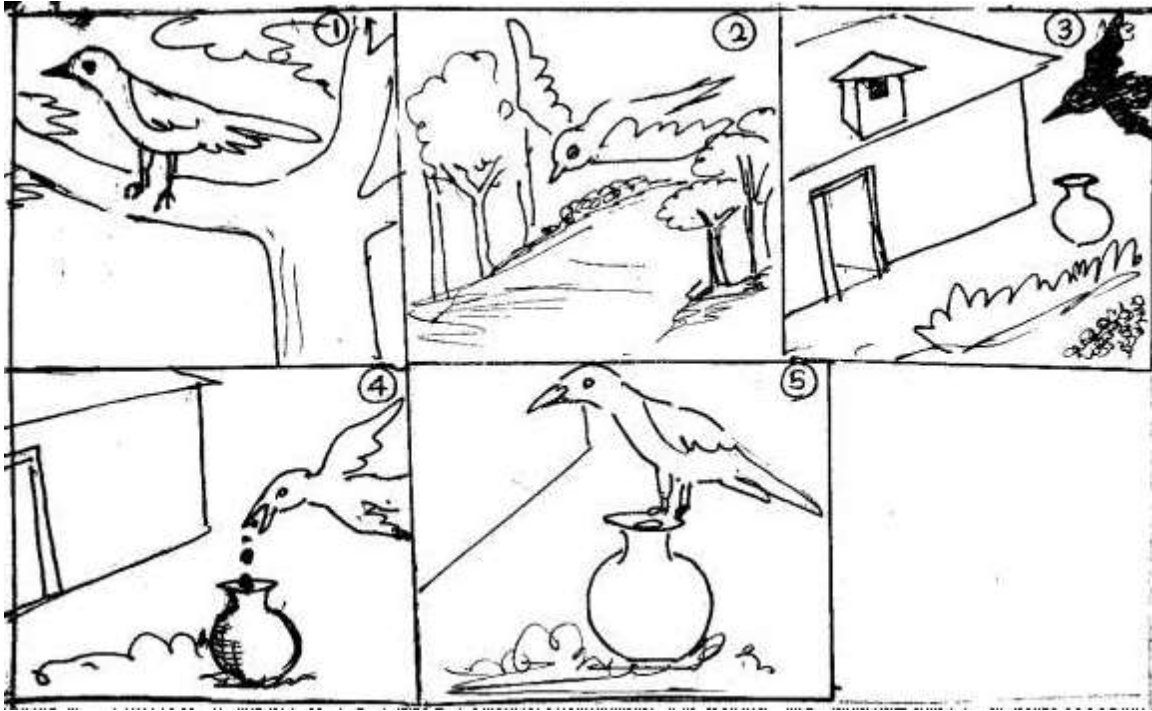
Match the orders with the pictures.



Activity 3

Step 1

- Rearrange the sentences according to the picture.



- During the dry season, it flew everywhere to find some water.
- The crow found some pebbles and put them into the pot.
- The level of water came up. It drank the water and flew away happily.
- Once there was a clever crow.
- It saw a pot behind a house with little water in the bottom of it.

1

Dear Students,

Circle the matching face.

1. It is easy to guess the meaning of words given with picture clues.








2. I know how to guess the answers.



Lesson 14 Let's find information

Do you know the question words helping to find information?

WH Question words		
What	What is your name?	My name is Manula 
Where	Where are they going?	to the temple 
When	When is your birthday?	On 12 th of July 
How	How old are you?	I'm twelve years old 
Why	Why is Saduni crying?	Because she wants to go home 

Activity 01-Read the following notice and answer all the questions

NOTICE

The English club of Mihindu college Panadura has organized to hold the **annual English day program on 20th of June 2021** in the **school main hall**. The chief guest Will be **Mr.Nimal Iddamalgoda** Director of provincial educational office Colombo.
All the teachers, parents and students are invited.
15th June **Secretary,**
English club.

EX-1.What is this notice about? – Annual English day program-

- 2.When is the program?
- 3.Where is the program?
- 4.Who is the chief guest?
- 5.Who has put the notice? _____

Activity 02-Read the following passage and answer the questions

The **panda** is an animal that has a body shape typical of bears. It lives in the forests of the west central region of **China**. It is a large, stocky animals. It measures up to **1.8m**.The males weight up to **160Kg** and females are smaller. It lives around 20 years in wild and 30 years in captivity. The oldest captive is a female named **Ming-Ming** aged of 34.The panda feeds on **vegetable matter**, but it also eats small animals like **birds and carrion**. In captivity, they give them honey,fish,eggs..etc. The black and white colour of the panda's coat provides effective camouflage in their snowy and rocky habitat. His woolly coat keeps it warm in cool forests.

When it is in the wild, it is usually shy and solitary. But when it is in captivity it becomes friendly and playful.
 The panda is endangered for many reasons: **loss of habitat, very low birth rate and poaching.**

EX-1.What animal is this? --Panda---

- 2.Where does it live? -----
- 3.What does it like to eat? -----
- 4.Why does it called as endangered animal? -----

**Activity 03-These are the correct steps about how to make a fruit salad
 Look at the following pictures and rearrange the sentences in correct order
 put the correct number in correct box**

1. Wash h  2.  Peel 3. Cut 

 4. Add 

5. Mix  6. Ready to eat 

Then peel the fruits	2
First wash the fruits	
Mix all the fruits together	
Cut all the fruits into small pieces	
Now it is ready to eat	
Add some sugar and little salt too	

Dear students tick the matching face 😊 can/yes ☹️ can't/no

1. I learned to write simple answers - 😊 ☹️

2. Now I can write general idea - 😊 ☹️

Let's read and answer

Dear students,

Today you are going to read three (03) types of texts and answer the questions.

Activity 01

Are you ready to visit a book fair?

Read the following advertisement and underline the correct answer. (One is done for you)



- i. Eg: The advertisement is about a (cricket tournament/ book fair).
- ii. It is held on (25th June/ 25th July).
- iii. It starts at (10.30 AM/ 10.30 PM).
- iv. It is at (Matara/ Mannar).
- v. Entrance fee is (Rs.50.00/ free of charge).



Activity 02

Read the following description

Chamil is a student of MR/Rahula College. He comes to school on foot. He is in grade 7. His hobby is reading books. His favourite book is “Madolduwa”. He has a pet cat.

Blue is his favourite colour. His favourite subject is English literature. He wants to be a writer.

Now fill in the blanks. (One is done for you)

Name of the student : **Chamil**.....

School:

Travel by:

Grade:

Hobby:
Pet:
Favourite colour:

Favourite book:
Favourite Subject:
Ambition:

Activity 03



Read the following dialogue and answer the questions.

It's school vacation. Kumudu and her friends are out in the garden.

Kumudu: Hi Mihiri! Why are you late?
Mihiri: Sorry for the delay. My sister had a stomachache. I went to hospital with her
Sithum: How is she now?
Mihiri: Doctor gave her medicine. She's feeling better now.
Kumudu: There are so many fresh fruits and vegetables in our garden. I'll give you some of them. Give them to your sister.
Fresh fruits and vegetables are good to our health.
Sithum: Indeed. "An apple a day keeps the doctor away".

- i. Who are the friends? **Kumudu, Mihiri and Sithum**
- ii. Where did they meet?
- iii. Who came late?
- iv. What is the disease mentioned in the dialogue?
- v. What did Kumudu gave to Mihiri?
- vi. What is the famous proverb mentioned in the dialogue.


Dear students,

Circle the matching face. 😊 Can/Yes ☹️ Can't/ No

1) I can find information from a text. 😊 ☹️

2) I can answer WH questions after reading a text. 😊 ☹️

It's time to read an invitation and a programme.



Dear students,

1.) Read the following mini-dialogue.

2.) Read the following invitation card.



INVITATION

THE PRINCIPAL, STAFF AND THE STUDENTS OF
HENEGAMA CENTRAL COLLEGE
CO-ORDIALLY INVITE
MR.JAYANATH DE SILVA
FOR THE **ANNUAL SPORTSMEET**
THAT WILL BE HELD ON
20TH FEBRUARY 2021 AT 2.30 P.M.
AT THE SCHOOL PLAYGROUND.

3.) Complete the following grid with the suitable information.

School	
Event	
Date	
Place/venue	
Name of the chief guest	Jayanath de Silva
Time	

4.) This is the programme of the sportsmeet. Read it and answer the following questions.

HENEGAMA CENTRAL COLLEGE ANNUAL SPORTSMEET- 20TH FEBRUARY, 2021	
TIME	EVENT
2.30 p.m.	400 m- boys- under 15
3 p.m	Arrival of the chief guest
3.15 p.m.	Interval
3.30 p.m.	800 m- boys- under 18
3.45 p.m.	3000m- girls - under 18
4 p.m.	200x 4- girls- under 15
4.30 p.m.	Hurdles- boys - under 18
4.40 p.m.	March past
5 p.m.	Prize giving
5.30 p.m.	Vote of thanks

1. At what time does the sports meet start? **2.30 p.m.**
 2. What is the event at 3.30 p.m.?
 3. Name the last event of the programmer?
 4. What time is the prize giving? 5.
- How many events are there for under 18- boys? -----
6. Who arrives at 3 p.m.?

Dear children, This is for you



	Yes	No
1. I know how to find the main points of an invitation		
2. I can find answers for the WH questions.		



Lesson 17-

Let's read about a friend: Niluka



1.) Read the following description about “Niluka”

Niluka’s family

Niluka is a boy of twelve years old. He lives in a small village with his **parents** and **elder brother**. His father is a **farmer**. He grows paddy, vegetables and yams. On Sundays, he takes his crops to the nearby fair and sell them at a good price. Their mother always helps the two children and father’s work.

His daily activities

Niluka is a student of Grade seven. In the morning, he goes to school with his brother on **bicycle**. His brother rides the bicycle and he sits on the pillion. When he comes back home in the afternoon, he does his homework and then, he helps his father. He grows some vegetables in the garden with the help of his **brother**.

Crops in the garden

This time, they two have grown a lot of **chillie plants, manioc, sweet potatoes, and brinjals, pineapple and country beans** in their home garden. His brother helps him to prepare the land, dig the field and make compost.

Fertilizers for the crops

They use **only compost for their crops** because two brothers are nature lovers. They themselves make compost using dry grass, dead leaves, kitchen waste and water. They want **to make** their garden “a green zone” without harming the nature.

His target

When they get the harvest they want to sell them at the **Sunday fair** because **Niluka wants to buy a bicycle**. So, he collects money to buy a bicycle. Then, they hope to help their **father** to carry the vegetables and yams to the fair.

2.) Underline the most suitable words to fill in the blanks.


1. There are ----- members in Niluka's family. (three/two/**four**)
2. His father is a ----- (farmer/ vegetable seller/teacher)
3. Two brothers go to school on ----- . (pillion/bicycle/foot)
4. Niluka and his ----- (father/mother/brother) grow crops in their garden.
5. They add only ----- (fertilizer/compost/water) for the crops because they do not like to destroy the nature.
6. Niluka wants to buy a bicycle to help his ----- . (brother/father/friend)

3.) Read the text and match the question with the correct paragraph.

	Question	Sub-title of the paragraph
1.	How many are there in Niluka's family?	Niluka's family
2.	What does Niluka grow in his garden?	
3.	How does his brother help him?	
4.	Does he use artificial fertilizer for the crops?	
5.	Why does he want a bicycle?	
6.	When do they go to the fair?	

My dear students, Can you do them now?

	☺	☹
	Yes	No
1. I Can find the correct words to fill in the blanks		
2. I Can match the sub- titles with the questions.		



Lesson 18

PICTURE SPEAKS..

Dear Students, in this lesson you are going to describe pictures

- What can you see in pictures?

EX- Singular



There is a boy



There is a girl



There is a bird

Plural



There are boys



There are girls



There are birds

- We use **present continuous tense** to describe actions happening in the picture

EX- Singular



The boy is **Playing**

Plural



The boys **are playing**






The bird is flying in the sky



The birds are flying in the sky

• We use **prepositions** to describe picture

EX-

In	There is a ball in the box	
On	There is a ball on the box	
Near	There is a ball near the box	

Activity 01: What words would help you to write about this picture? Can you underline the words?

Birds	Girls	Sand castle	shovel	sea	mountain	Five boys	kite	boat	basket
-------	-------	-------------	--------	-----	----------	-----------	------	------	--------



Activity 02: Rearrange the word phrases and make meaningful sentences



EX- Is / family / this / a / picture / trip / of / a – This is a picture of a family trip

1. a / big / tree / there / is -
2. a / guitar / playing / is / a / boy -
3. three / chickens / eating / are -
4. On / a / squirrel / is / on / tree / there -
5. is / girl / a / running / the / road / along –

Activity 03: Write 5 sentences using the word/ phrases given in the box

Playing	Drinking	Beach	Ball	Girl	Man	Boy	Women	Sleeping	Food shack
---------	----------	-------	------	------	-----	-----	-------	----------	------------

Ex-Children are **playing** volleyball

.....

.....

.....

.....

.....

.....

.....

2



Dear students tick the matching face

can/yes



can't/ no



1. I know how to describe a picture




2. I can write five sentences about given picture



Lesson 19

MORE ABOUT PICTURES

Let's us follow this example to describe a picture



1. This is a classroom
2. There is a teacher.
3. There are students.
4. Two students are standing.
5. The teacher is reading a book.
6. There are letters on the board.
7. There are pictures on the wall.
8. There is a world map on the wall.
9. There are pens and pencils and pens on the desks.
10. Three boys are wearing spectacles.

Activity 01.


Fill in the blanks using words in the brackets.

(Grandmother, toys, newspaper, photo, telephone, there is a, sister, vase, picture, baby, box of toys)



01. There is a near the window.
02. There are on the floor.
03. a television.
04. There is a and a on the cupboard.
05. There are on the floor.
06. The is reading a book with the sister.
07. The is sitting on the sofa.
08. Father is reading a
09. There is a on the cot.
10. There is a near the boy

Activity 02



Describe the picture using the words in the brackets.

(beach, a man, a boy, food shack, on a chair, on a mat, volleyball, drinking nescafe, sunny day, people)

1. This is a
2. A man and a woman are playing.....
3. One lady is lying
4. Another woman is drinking a
- 5.is running into the sea.
6. There is a
7. One lady is sitting.....and she is reading book.
- 8.is bathing in the sea.
9. It seems to be a
10. There are thirteen.....

Can you describe the picture using the words in the brackets.

(beach, a man, a boy, food shack, on a chair, on a mat, volleyball, drinking nescafe, sunny day, people)

1. This is a
2. A man and a woman are playing.....
3. One lady is lying
4. Another woman is drinking a
- 5.is running into the sea.
6. There is a
7. One lady is sitting and she is reading book.
- 8.is bathing in the sea.
9. It seems to be a
10. There are thirteen.....

Circle the face.



Yes



No, I cannot

- I can describe a picture.
- I know the sentences I should use when describing a picture



Lesson 20

Let's describe someone special

Do you know about famous Dr.C.W.W. Kannangara? Let's read about him.



Dr. C.W.W.Kannangara was born on 13th October 1884 in Hikkaduwa, Sri Lanka. He was a hard-working student who studied at Richmond college, Galle. After that, he worked as a teacher of Mathematics at Wesley college, Moratuwa. After some years, he became a lawyer and a politician. In 1923, he was first elected to the legislative council and he entered the national movement for independence. After the independence, he became the first minister of education and did a valuable service to the educational system of Sri Lanka. He introduced education free for all the students. He began a central colleges scheme and he opened up education to children from all levels of the society. He was referred to as the “Father of free education in Sri Lanka. “He passed away on the 23rd of September ,1969.

01). Find whether the following sentences are “True” or “False”.Put ‘T ‘or ‘F ‘where necessary

- 1. He was born on 13th October, 1884.**
- 2. Dr. C.W.W. Kannangara was a farmer.**
- 3. He became the first minister of Health.**
- 4. He worked as a teacher.**
- 5. He began a central colleges scheme.**

<input type="checkbox"/>
<input type="checkbox"/>
<input type="checkbox"/>
<input type="checkbox"/>
<input type="checkbox"/>

02). Now, re-arrange the following sentences and write them in the correct order.

- He became the first minister of Education.
- He studied at Richmond College, Galle.
- Dr. C.W.W. Kannangara was born on 13th October, 1884.
- He worked as a teacher of Mathematics.
- He began a central colleges scheme.

.....

.....

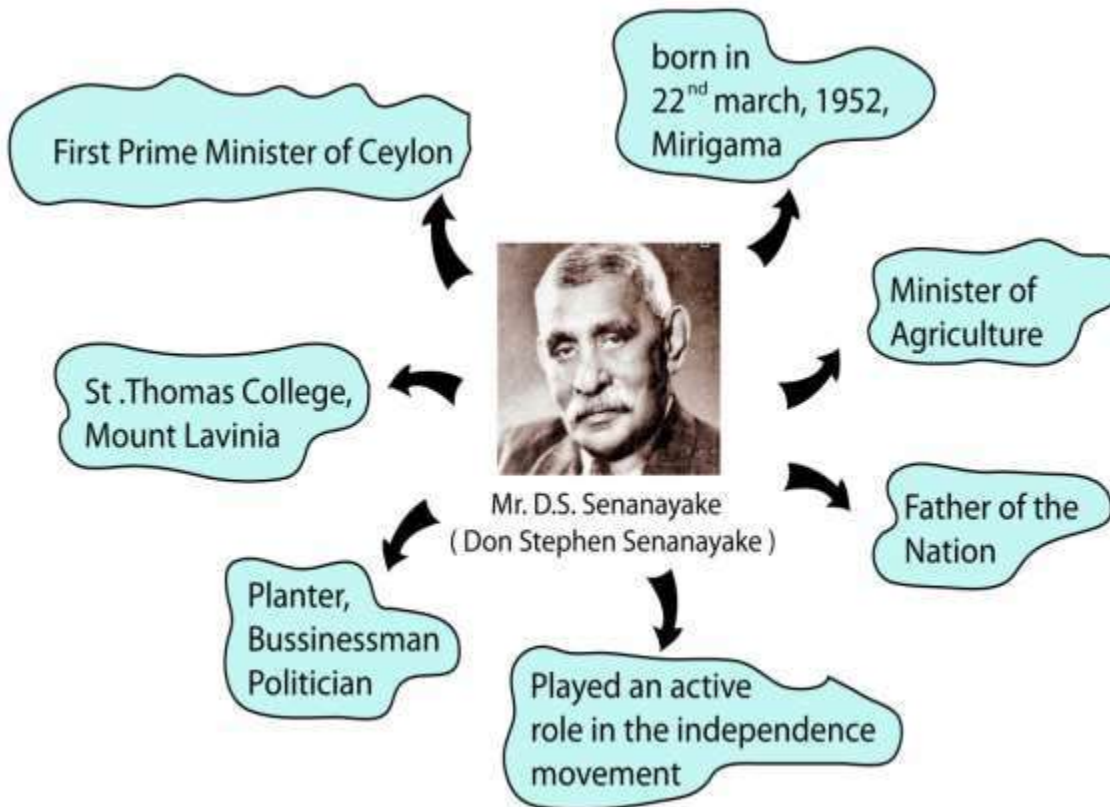
.....

.....

.....

.....

03).



❖ Use the above information and write a paragraph about Mr. D.S. Senanayake, the first prime minister of Sri Lanka.

.....
.....
.....
.....
.....
.....
.....
.....
.....
.....
.....

Dear student, circle the matching face - yes/can 😊😊 -
no/can't 😞😞

I answered the questions about Dr. C.W.W. Kannangara. 😊😊 😞😞

I wrote a simple paragraph about Mr.D.S.Senanayake 😊😊 😞😞 😞😞


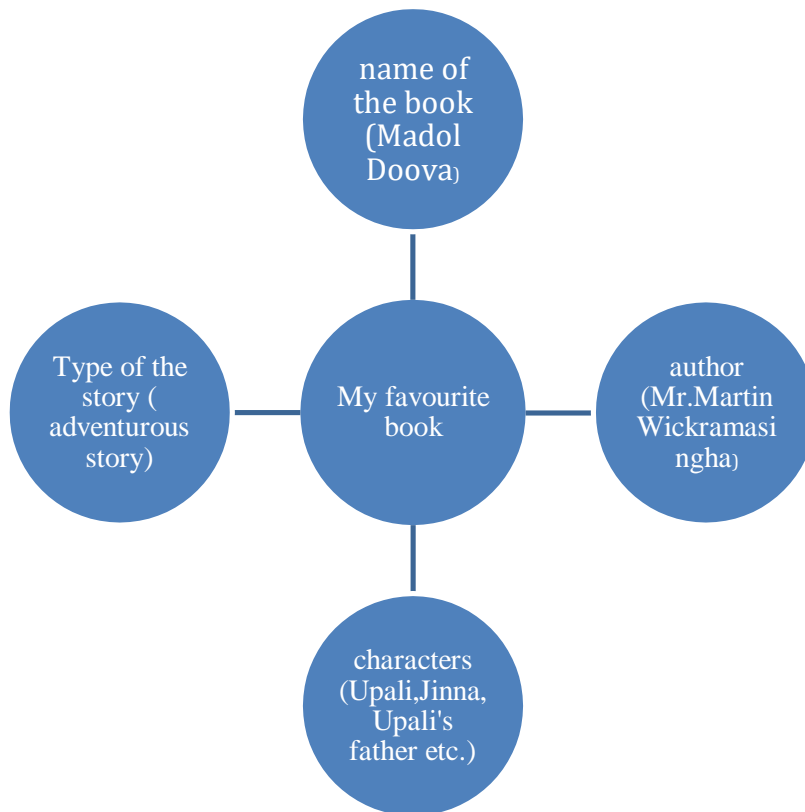


Lesson 21

Describe a book you read..!

Activity 1

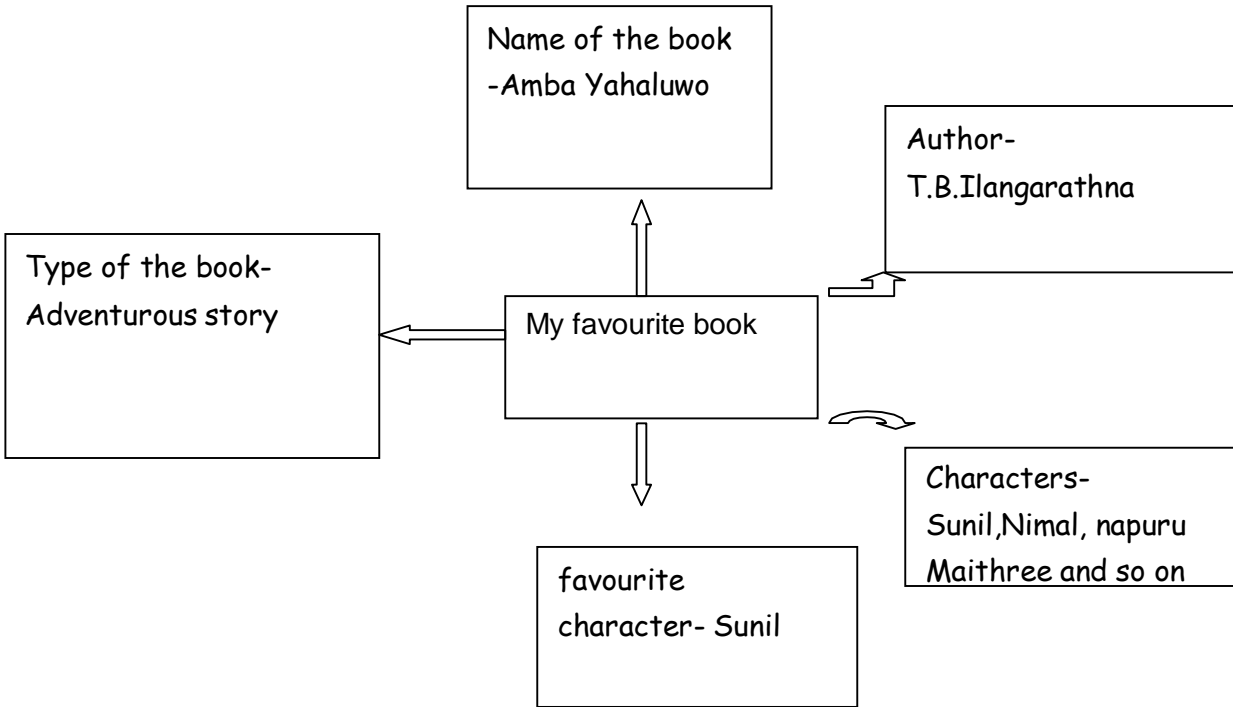

Look at the diagram and fill in the blanks.



My favourite book

1. My favourite book is ..Madol Doova.....
2. The author of the book is.....
3. The characters are.....
4. This story is astory.


Activity 2
Fill the diagram given.



Let's write about ' my favourite book'.

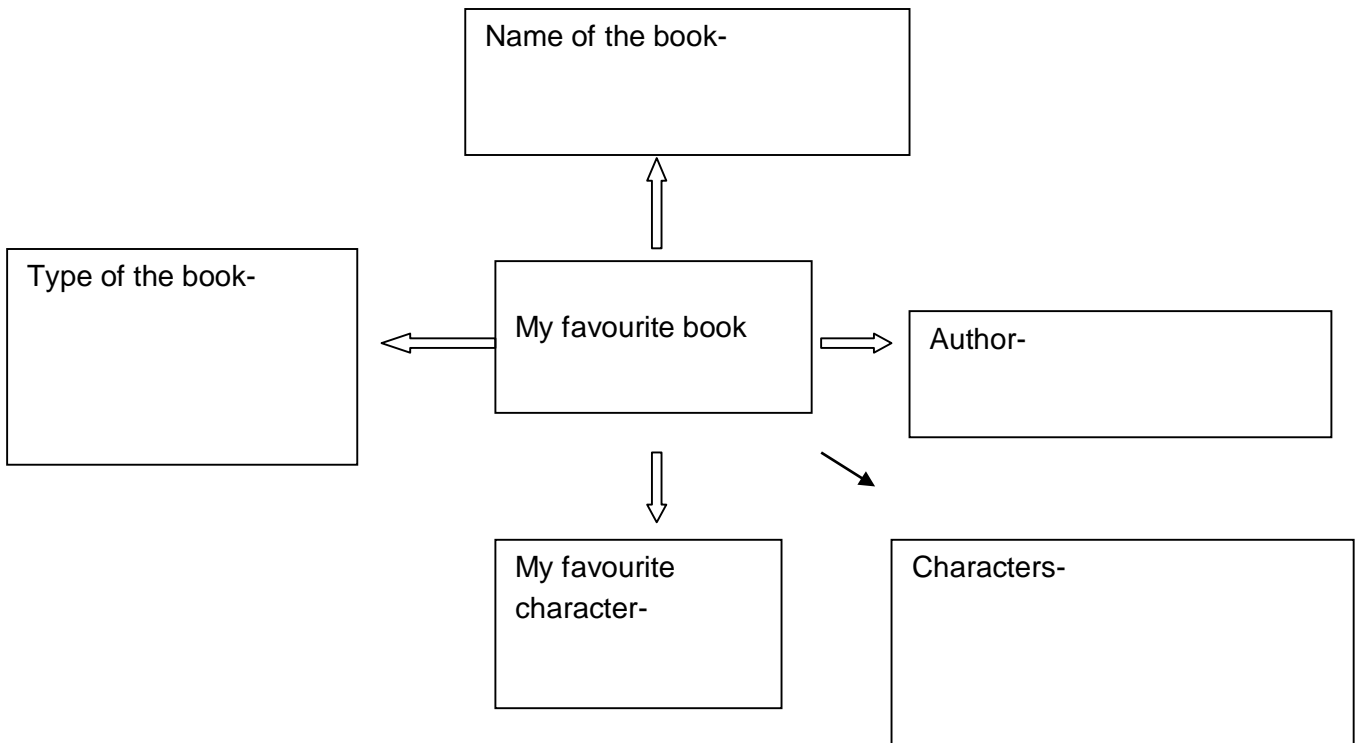
My favourite book _____.

1. My favourite book is.....
- 2.
- 3.
- 4.
- 5.



Activity 3

Fill in the grid.



Let's write five sentences about my favourite book.

- 1.
- 2.
- 3.
- 4.
- 5.



Self evaluation Tick the face you select.



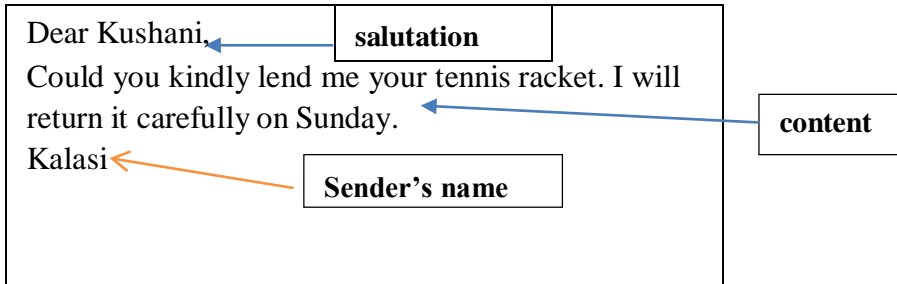
1. Now, I can write about my favourite book.
2. I know how to order my ideas before writing

Note received..!



Activity 1

How to write a note?



Arrange the sentences in correct order by writing the number in the box.

- Reply me
- So, I am going to see her tomorrow
- Eg: Udani's mother is admitted to hospital
- Can you also come?

Activity 2

Write a note using the given phrases.

Our friend Sumudu is sick	Janani	I'm going to visit
Dear Shenaya	Would you like to join	

...Dear Shenaya,.....

.....

.....

.....

.....

Activity 3

This is a note written by Kasun to Deshan. Complete it using the words/ phrases given below.

Town hall, tickets, reply, 9.00a.m. , Thursday.

Deshan,

I got two..... to watch the drama “ Nari Bana”. It will be on
..... 25th June at..... Will you join with me? Please
..... soon.



Kasun

Arrange the words/ sentences in correct order and write a reply to Kasun.

- Kasun
- I received your note.
- I am glad to come with you to watch the drama.
- Deshan

Self Evaluation:

Circle the matching face.

	<input type="text" value="Can/yes"/>		<input type="text" value="Can't/no"/>
---	--------------------------------------	---	---------------------------------------

1. I learnt to write a note for personal matters.

2. Now I know how to write a note and a reply note.

Lesson 23

Let's write an essay on "My best friend"

Hello! Today we are going to write an essay on "My best friend".



Hello! I'm Sanuki.

This is Sanduni and she is my best friend. She is fair and smart. She loves to listen music. I like her, because she is very helpful.

01. Answer.

- Who is Sanuki's best friend?---**Sanduni**-----
- How does she/ he look like? _____
- What is her hobby? _____
- Why does Sanuki like her best friend? _____

01. Now, help Vinuli to write about her best friend.

sahan →



My best friend

Pawan is my best friend. He is thirteen years old. He is a tall and fair boy with straight hair. He likes painting. He is kind hearted and helpful. I always enjoy his

company



Vinuli

Name of best friend – Kavindya
Age – 14 years
Appearance – tall, slim, curly hair

02. Draw and Write about your best friend.

- Name of your best friend
- Age
- Appearance
- Hobby
- Qualities



.....

.....

.....

.....

.....

02. Make a similar greeting card for your best friend and write a sweet compliment on it and paste it here.



YOUR CARD

Dear Students,
Circle the matching thumbs



Can/yes



Can't/no

01. I know how to describe my best friend.



02. I can write 5 sentences about "My best friend".

