

# SELF LEARNING PACK

Grade 8

Term 1



**SOUTHERN PROVINCE**

Mr. Nimal Dissanayake	-Provincial Director of Education (Southern) Provincial Guidance & Supervision
Mrs. Shanthi Senevirathna	-Additional Provincial Director of Education (Southern) Provincial Guidance & Supervision
Mr. Lakmina D Karunanayake	-Assistant Director of Education (English) Provincial Coordinator - Planning and Coordinating
Mrs. W. J. M. Wimalarathna	- Assistant Director of Education (English)- Mulatiyana Academic Guidance & Zonal Supervision

### **Panel of Writers**

Mrs. P.D. Kumasaru	-Teacher, MR/Kongala M.M.V.
Miss. M.L.Susanthamala	-Teacher, MR/Gangodagama Jayawardana M.V.
Mrs. M.G.Priyadarshani	-Teacher, MR/ Kongala M.M.V.
Mrs.B.R. Wijedeera	-Teacher, MR/ Makandura M.M.V.
Mrs.N.S.Menike	-Teacher, MR/Meepavita K.V.
Mrs.Subhashini Mendis	-Teacher, MR/ Methodist M.M.V.
Mr. W.G.Indika	-Teacher, MR/Athapaththukanda.M.V.
Mrs. D. Kusumawathie	-Teacher, MR/ Henry Ariyatathna M.V.
Mrs. N.S.S.Nihara	-Teacher, MR/ Kirinda Muslim.K.V.
Mr. S.P.G.Samarasinghe	-Teacher, MR/ Methodist M.M.V.

## CONTENTS

<b>Lesson</b>	<b>Page</b>
1. Let's learn about reflexive pronouns.	4
2. Let's form plurals of nouns	7
3. Let's identify the picture clues	10
4. Let's read and respond to Simple poems.	12
5. Let's write a note to a friend	14
6. Let's study about Winged Friends	16
7. Let's use modals meaningfully	19
8. let's use the past perfect tense!	23
9. Let's listen & follow instructions.	26
10. Let's read and find answers	28
11. We are going to use contracted forms!	30
12. Let's use collective nouns	32
13. Let's use compound nouns	34
14. Let's pronounce English words properly	36
15. Let's describe things, places & people.	40
16. Shall we learn to describe a picture?	43
17. Let's write compositions!	49
18. We are going to speak about famous places in Sri Lanka.	51
19. Let's write simple paragraphs on sports.	53
20. Let's study about prepositions.	55
21. Let's describe pictures!	59

## Lesson 01–Let’s learn about reflexive pronouns.

Dear children

Let’s study the table given below.

	Subject pronouns	Reflexive pronouns
Singular	I	Myself
	He	Himself
	She	Herself
	It	Itself
	You	Yourself
Plural	You	Yourselves
	We	Ourselves
	They	Themselves

### Examples,

1. The girl fell down and hurt **herself**.
2. He can’t do the activity by **himself**.
3. Can you see **yourself** in the mirror?
4. Babies can’t feed **themselves**.
5. We watched the movie by **ourselves**.

We use a reflexive pronoun to refer back to the subject of the sentence or clause.

Reflexive pronouns end in “**self**” (singular) or “**selves**” (plural). The highlighted words mentioned in the above sentences are **reflexive pronouns**.





## Activity 01

Complete the table.

I	.....
.....	Himself
She	.....
.....	Itself
You	.....
.....	Ourselves
They	.....

## Activity 02

Match

- |                          |            |
|--------------------------|------------|
| 1. I can do it all       | himself    |
| 2. They can take care of | ourselves  |
| 3. Do you make that      | myself     |
| 4. The man cut the tree  | themselves |
| 5. We can make a kite    | yourself   |

## Activity 03

Complete the sentences given below.

Eg : My father repaired the broken chair himself.

1. Soma did homework correctly by .....
2. Farmer got ..... a good harvest.
3. My mother sews her saree jacket .....
4. I cooked the dinner .....
5. The chef ..... served the buffet.



## Activity 04

**Underline the person, people or noun to which the reflexive pronoun is referring.**

- 1 Nimali and Sunil finished the project by themselves.
- 2 My friend and I have to sing a song ourselves.
- 3 Little boy broke the toy into pieces himself.
- 4 I have done all my work myself.
- 5 Little kitten drinks the milk itself.

## Activity 05

**Fill in the blanks with correct reflexive pronoun.**

Last weekend our father took us to watch a drama. We hired a van ..... (1)  
Though we reached the theatre soon, we had to wait for the tickets. Then we headed  
over to a snack bar. I bought.....(2) a bun. My sister bought .....(3)  
popcorn. My father bought. ....(4) a bottle of soft drink. Then we found our seats  
to watch the drama. We enjoyed..... (5) watching the drama.



Dear students,

Circle the matching face.


can/yes



can't/ no



(1) I learnt reflexive pronouns.



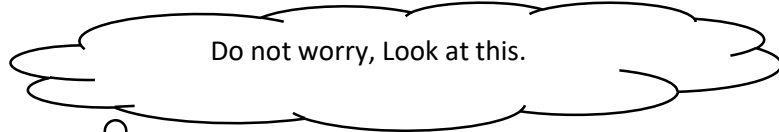
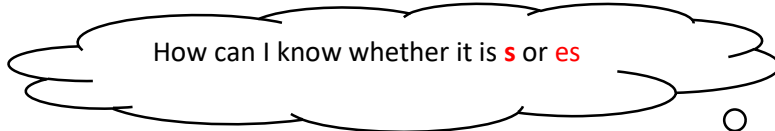
(2) Now I can write sentences using reflexive pronouns.



Dear students, today we are going to learn about plural nouns.

Let's see how to form them? Let's study the given 2 methods of making singulars to plural.

Add -s		Add -es				
Book	→	Books	→	Watch	→	Watches
Flower	→	Flowers	→	Lunch	→	Lunches
Basket	→	Baskets	→	Match	→	Matches



1. noun **ends** in -s, -ss, -sh, -ch, -x, or -z, add **-es** to the **end**
2. In some cases, singular nouns **ending** in -s or -z, double the -s or -z prior to adding the **-es**

### Activity 01

















Write the plural form of the following nouns

<u>Singular</u>	<u>Plural</u>	<u>Singular</u>	<u>Plural</u>
1. train	.....	6. broom	.....
2. coach	.....	7. watch	.....
3. bush	.....	8. girl	.....
4. building	.....	9. church	.....
5. sock	.....	10. glass	.....



When it comes for irregular nouns....



A man 	Men 	A foot 	Feet 
A woman 	Women 	A mouse 	Mice 
A tooth 	Teeth 	A leaf 	Leaves 
A child 	Children 	A goose 	Geese 

**Activity 02**

Write the plural form of the following nouns



1. postman
2. policewoman
3. furniture
4. roof
5. hero
6. shelf

**Activity 03**

Write the plural form of following collective nouns.

Singular

- |                              |                  |
|------------------------------|------------------|
| 1. a shelf of books          | shelves of books |
| 2. a pair of shoes           | pairs of shoes   |
| 3. a band of musicians       | .....            |
| 4. a board of directors      | .....            |
| 5. a brood of chickens       | .....            |
| 6. a flock of sheep          | .....            |
| 7. a gang of thieves         | .....            |
| 8. a herd of cattle          | .....            |
| 9. a party of friends        | .....            |
| 10. a collection of pictures | .....            |

 <div style="background-color: red; color: white; padding: 5px; display: inline-block; border-radius: 10px;"><b>Countable Noun</b></div>	 <div style="background-color: blue; color: white; padding: 5px; display: inline-block; border-radius: 10px;"><b>Uncountable Noun</b></div>
 <p><b>Can be counted</b> E.g: an apple, a school, 1 picture, 2 pictures, etc</p>	<p><b>Can not be counted</b> E.g: sugar, information, water, understanding, etc</p>
<p><b>Can take singular or plural verbs</b> There is a book on the table. Those houses are very big, aren't they?</p>	<p><b>Always take singular verbs</b> There is some water in that pitcher.</p>



### Activity 04



Write the following nouns in the correct column.



jam, coffee, butter, orange, milk, family, class, paper, cherry, sugar, gold, pencil, cat, beauty, money, road, cheese, fan, television, wealth

Countable nouns	Countable nouns

Dear students,

Circle the matching face.      can/yes                  can't/ no

(2) I learnt plurals with s and es .       

(2) Now I know how to recognize countable & uncountable nouns       

### Lesson 03 –Let’s identify the picture clues.

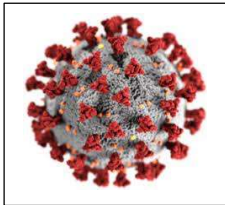
Dear students,

Today you are going to identify some pictures relevant to a fatal disease.


#### Activity 1 - Answer the questions now.

1. Do you have a long vacation these days? Aren't you? .....
2. Why did you get it? .....
3. Can you tell me the name of this disease? .....
4. How are your studies going on these days? .....
5. Do you like to identify the preventive methods? .....

#### Activity 2 - Match the pictures with the words.



Virus  
Public place  
Queue  
Droplets  
Crowd



### Activity 3

Write the letter of the suitable picture in the box given.



A

B

C

D

E

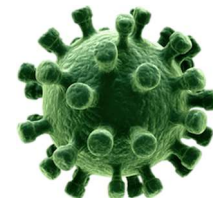
F

Eg: 1. Dry your clothes in the hot sun.

2. Use a face shield when you are among a big crowd.
3. Maintain two meter distance.
4. Wear a face mask when you go out.
5. Wash your hands before entering a public place.
6. Use a sanitizer to make your hands free of germs.

B

### Activity 3.



Now fill in the blanks using the words and phrases given.

(Face shield / Sanitizers / 2-meter distance / washing hands / face mask / disease)

Covid - 19 is spreading rapidly all over the world. People have to stay safe by taking steps to prevent from this deadly (1).....One preventive method is (2) ..... before entering a public place. This virus is infected by small droplets releasing from a patient's nose or mouth. So, we have to wear a (3) ..... when you go out. It is better to use a (4) .....when you are among a big crowd. As well as, when you are in a queue maintain (5) ..... But be careful when you use (6) .....

Say Yes to agree



1 . I know what I must do to stay safe .....




## Lesson 04 –Let’s Reads and respond to Simple poems.

✓ Dear children , today you are going to learn about poems.



Have you heard  
about poems?



Yes teacher, I red “ I saw the  
moon one windy night”  
vesterdav

What is a stanza?

➤ It is a fixed number of lines of verse forming a unit of a poem .

In the heart of a seed ,  
There is a little plant ,  
Last fast asleep,  
Till someone awakes him.

**Stanza**

### ***MY LOVELY BIRD***

The green bird, The green bird  
On the tree  
Don't you like to talk with me?  
You look so sad  
Does anyone treat you bad?

Now I am waiting for  
my parents, I wish if you  
Can fly close to me,  
Haven't you got lovely friends?  
To share your sorrow,

You are an attractive bird  
with a red beak,  
And a nice necklace around your neck  
I promise you to give fresh fruits,  
If you wish to be with us



**Activity 1 : Read the poem and answer the questions .**

1. What is the title of the poem? .....
2. How many stanzas are there in this poem? .....
3. Is the bird happy or sad? .....
4. Who is talking with the bird? .....
5. Who has a red beak? .....

**Activity 2**

**1) Underline the correct answer.**

- 1) The poem describes about  
i a mynah                      ii a peacock                      iii a parrot
- 2) Who is referred as I in the poem?  
i the parrot                      ii the child                      iii the parent
- 3) The bird is  
i under the tree                      ii on the tree                      iii near the tree

**2) Find the rhyming words**


i tree: .....                      ii sad : .....


**3) Find the suitable word to describe the following words.**


bird: .....                      necklace .....

fruits; .....                      beak: .....

**4) Read the poem and draw a picture, depicting the scene described in the poem.**

Say Yes to agree 

1 . Reading poems make me happy ..... 

2, I know that learning English is easy & enjoyable, ..... 

## Lesson 05 – Let’s write a note to a friend

Dear students,  
Today you are going to write a note to a friend.

Why didn't you come today?



I'm not well.



2021 .01 .25

Dear Fathima,

Why didn't you come to school today? The class teacher asked to inform you that you have to stay after school for sports practice next Monday.

Radan

### Activity 1: Answer.

- (2) Did Radan go to school on 25<sup>th</sup> January 2021? .....
- (3) Was Fathima present on that day? .....
- (4) Is there any message from the teacher? .....
- (5) What is it? .....

**What is the format of a note?**

	Date
Salutation	
Facts	
	Sender's name

**Activity 02 Rearrange the sentences or phrases and write the note.**

- There is a special message from the general manager.
- Yours , Vinu
- Why didn't you come to the office today?
- Dear Shanu
- There will be a staff meeting tomorrow at 2.30 p.m..

.....

.....

.....

.....

.....

**Activity 03 Now write a similar note to your best friend to inform after school drama practice.**

Dear students,

Circle the matching face.

can/yes



can't/ no

(3) I know the format of a note.



(2) Now I can write notes to my friends




## Lesson 06- Let's study about Winged Friends

Good morning children,



Today we are going to read about a kind of birds.

- First tell what is your favourite bird?



It's Peacock



Swan



I like Penguin

- Right, Penguin, It's a bird,
  - Can the penguin fly?
    - No it can't fly.
- Yes it can't fly but it's a bird.
  - So we call them *Flightless birds*.
- How do we call them?
  - *Flightless birds*.

### Activity 01

1. Name two more flightless birds?

a. .... b. ....

2. Have they got strong wings? .....

3. Have they got strong legs? .....

4. Have they got special abilities other than flying? .....

5. What are they? .....

**Activity 02**



Their body is very light because of which they can fly easily. Their wings are light and colourful. They have two legs and two eyes.

Some birds fly in the sky at very high altitudes, and some can decide only two-four feet distance.  
Two characteristics are the same in all – their mouth is a beak, and the other is that all birds lay eggs.



Peacock is known as the national bird of India. The wings of Peacock are colourful. It dances gracefully by spreading its wings.

1. What are the information given in the speech about the followings?

mouth	legs	wings	Body weight	eyes

2. In what ways all the birds are similar? Give 2 facts.

- i. ....
- ii. ....

3. What is the importance of having a light weighted body?

.....

4. Name the national bird in India.

.....

5. Name a special feature of peacock mentioned in the speech.

.....

**Activity 03 : Read the Winged friends lesson in your text book.**

**Select the correct name from the box and write it under the relevant picture.**



1.



2.



3.



4.



5.



6.

Island Rail

Penguin

Takehe

Kiwi

Steamer Duck

Cassowary

Dear students,

Circle the matching face.

can/yes



can't/ no



1. Now, I can read simple texts for information.



2. I learnt to read the texts to find the specific information.



## Lesson 07 - Let's Use modals meaningfully

MODAL	EXAMPLES	USES
MUST	You must wear a mask when you go out. You must come back before 6 0` clock.	Obligation/things that are necessary to do ❖ <b>Must is stronger than should</b>
SHOULD	You should respect your parents and teachers. You should stop smoking.	Probability/recommendation/advice/ To talk about generally right or wrong
HAVE TO / HAS TO	You have to do your homework.	Obligation/advice/ necessary to do

### Activity 01 : Read the dialogue and underline the modals.



Hello, Amiru, Shall we go to the playground?

Come on dear! Let's go for a walk then?



Oh! sorry, I have to go to the library to borrow some books.

Nope, I must complete my assignment before 12<sup>th</sup>.



I'm so sorry, I can't sing as beautiful as a peacock.

We should not compare ourselves with others.



**Activity 02: Study the table and form more sentences.**

The monitor	must	complete our homework.
We	should	listen to the teacher, if not they won't understand.
Children	have to	bring the register and the record book to the class.
Mr.Perera	has to	be quiet in the library.
Students	shouldn't	show his passbook to the counter.
People		ill-treat their parents.

➤ **People shouldn't ill-treat their parents.**

- .....
- .....
- .....
- .....
- .....
- .....
- .....

**Feel you love to do more exercises.**



**Keep in mind**

SUBJECT	+	MODAL	+	INFINITIVE
<b>We</b>		<b>have to /has to</b>		<b>run</b>
<b>Children</b>		<b>must/ mustn't</b>		<b>come</b>
<b>Sama</b>		<b>should/ shouldn't</b>		<b>wash</b>
<b>Students</b>				<b>disturb</b>

**Let's do another activity.**

**Activity 03: Make meaningful sentences. Don't forget to use capital letters and full stops.**

- ✓ doctors /have to/ work/sometimes/at the weekend.  
Doctors sometimes have to work at the weekend.



- ✓ mustn't / you/smoke/public/places/at  
.....
- ✓ i / sorry, / go /must/now/  
.....
- ✓ / the/ exams/ i /work/ harder /must/for  
.....
- ✓ the/have to/soldiers /obey/orders  
.....
- ✓ we/leave/now/must/or/we'll/ the bus/miss  
.....

**Activity 04 : Complete the following blanks using must, have to /has to or should.**

- ✓ In France, you..... drive on the right.
- ✓ You ..... stop playing computer games here after.
- ✓ She is not well, she ..... see the doctor.
- ✓ I ..... wash my clothes myself.
- ✓ People ..... eat enough fruits in order to be healthy.
- ✓ People ..... fasten the seat belts when driving.
- ✓ Ruvini ..... clean her cupboard.
- ✓ Students ..... learn English well. That's my opinion.
- ✓ You ..... sing a song in front of the gathering.
- ✓ Nuwani ..... finish her essay today. She ..... hand over it tomorrow.



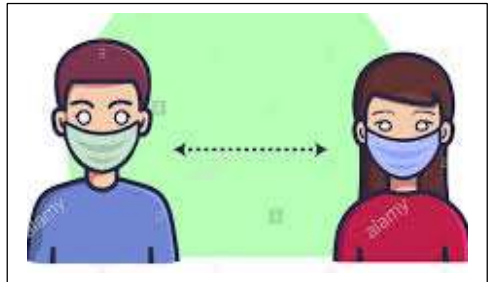
➤ **Now my dear students you can write your own sentences.**

**Activity 05:**

**Imagine you have to go to the super market during this “covid19” season. Write what you should/shouldn't / must or mustn't do.**

These words will help you to make sentences : ( masks,sanitizer, hands, keep,social distance,touch,everything,eyes, nose, face,gather,properly,clean,dirty,)

1. You must wear clean masks.
2. You mustn't use dirty masks.
- 3.....
- 4.....
- 5.....
- 6.....
- 7.....



**My dear students feel you enjoy learning “ modal verbs” if so tell us**

If you can and you are happy draw a happy face



If you can't and you are unhappy draw an unhappy face



1. I can read and understand modals
2. I can write 5 sentences using modals

## Lesson 08 : Let's use the past perfect tense!

**Past Perfect Tense**

had + past participle

**When do we use Past Perfect Tense?**

The **past perfect** takes place before another **past action**.

*Example:*


I noticed that he **had left** his books behind.

↑


past action

↑

past perfect



Let's see this simple sentence to study the form of past perfect tense.



She            had            cooked

subject
+        had        +
main verb  
(Past Tense 'to have')
Past Participle  
(verb +ed/d\*)
\* or irregular

**Activity 01 : Fill in the 2<sup>nd</sup> & 3<sup>rd</sup> columns of the table.**

Base form	Past	Past participle
Cut		
Play		
Make		
Sell		
Send		
Run		
Drink		
Take		
Fly		
Do		



Dear students , remember to use the past participle verb to write past perfect sentences

**Activity 02 :Match “A” with “B” to make complete & meaningful past perfect sentences.**

A	B
1. We won the match	a. because he had studied well.
2. Kamani miss the bus	b. as he had fallen off the bus.
3. Nizar pass the exam	c. because she had done much work & got late.
4. A boy was seriously injured	d. as we all had practiced well.
5. The thief escaped	e. as he had jumped over the wall.

**Activity 03 : Let’s fill in the blanks with the correct form of verb to make past perfect sentences.**

- The teacher ..... (mark) the register.
- We .....(do ) our home work.
- Sri Lanka ..... (win) the match.
- The principal ..... (punish) the students who came late.
- My sister ..... (go) to the market.
- I ..... (post) the letters to my friends.
- They .....(take) their grandmother to the hospital.
- She .....(eat) an apple.
- Somebody .....(break) the window.
- My friend .....(collect) many stamps.



**Activity 04** : Fill in the blanks with the **PAST PARTICIPAL VERB** selecting the most suitable verb within the box given, to make past perfect sentences.

finish / begin / brush / live / forget / close / escape / study / steel / sweep

- 1) I went to bed after I ..... my teeth.
- 2) My friend .....English before he went to Paris.
- 3) When we came. the meeting .....
- 4) He .....in Sri Lanka before he went to Canada.
- 5) The police arrested the thief who .....the money.
- 6) She said that she ..... to post the letter.
- 7) The students ..... eating when the bell rang.
- 8) Students .....the classroom when the teacher came to the class.
- 9) When I went to the shop he .....the shop.
- 10) The thief .....when the police jeep came.

### Self Evaluation

Select the matching emoji

Yes



No



1. I can write simple sentences in past perfect form.

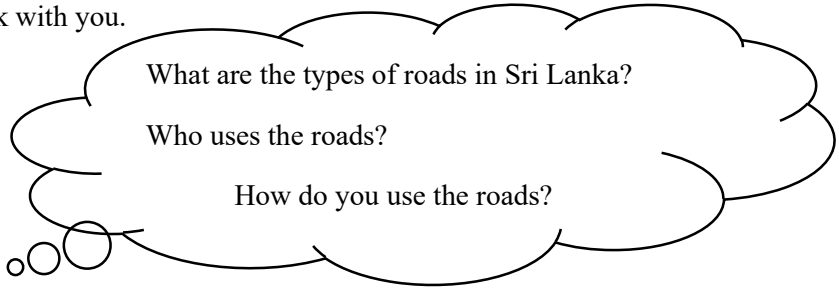


2. I would like to learn more.

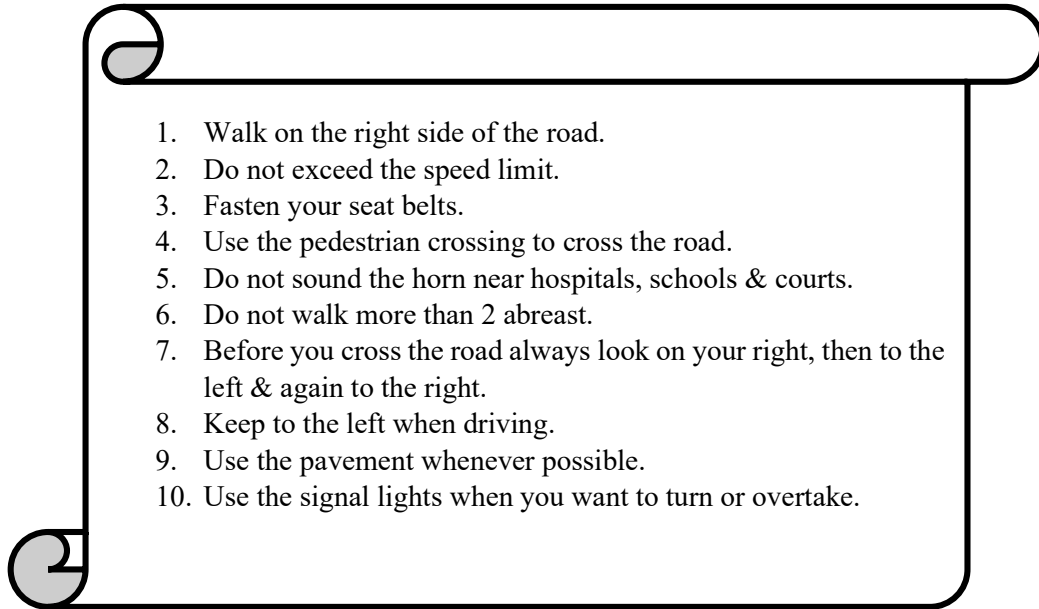


## Lesson 09: Let's listen & follow instructions.

Dear students,  
Your teacher wants to speak with you.



Here are some instructions given to both pedestrians & motorists.



### Activity 01 :

Arrange the instructions given to pedestrians & motorists separately by writing the relevant number.

Instructions to pedestrians	
Instructions to motorists	

**Activity 02 :**

**Mark T for true & F for false in the box provided.**

- 1) Look both left & right before crossing the road.
- 2) You can exceed the speed limit.
- 3) Motorists should use the left side of the road.
- 4) Pedestrians should wear a belt.




**Activity 03 :**

**Answer.**

- 1) How many pedestrians can walk in hand in hand?

.....

- 2) What shouldn't the motorists do near schools & hospitals?

.....

- 3) For what people should use the pedestrian crossing?

.....

- 4) Who should obey the set speed limits?

.....

- 5) When do you have to use the seat belts?

.....

- 6) Who should use the pavements?

.....

- ❖ Do not use the roads these days.
- ❖ Stay home, stay safe.
- ❖ Follow the health guidelines to prevent COVID 19



## Lesson -10 Let's read and find answers

Dear students,

Today you are going to read and enjoy a Mahadana Muththa's story.



### Activity 01 Answer.

- 1 ) Do you know Mahadana Muththa ? .....
- 2 ) How many pupils did he have? .....
- 3 )Have you read Mahadana Muththa's stories? .....
- 4 ) Are they interesting? .....
- 5 ) Do you like to read one story now? .....

### Read the story.

One day a villager came across a problem. His one and only goat, from whom he got milk for his breakfast, got his head stuck inside a pot and struggled to get out of it. Failing which, the villager came running for a wise solution from this renowned old judge. The judge regally, sitting on the elephant surrounded by his ever-faithful disciples, thus spoke.

Asking irrelevant questions that did not even remotely have reflection on this seen, he ordered the poor man to cut the neck of his beloved goat. The villager dared this obey. Then he instructed the man to smash the pot to release the head of the goat.

### Activity 02 Find and write the opposites from the story.

- 1 ) in : .....
- 2 ) relevent : .....
- 3 ) obey : .....
- 4 ) foolish : .....
- 5 ) outside : .....




**Activity 03 Find and write the words that gives similar meaning or sense to the story.**


- 1 ) broke : ..... 4 )asked : .....
- 2 ) talked : ..... 5 )tried hard : .....
- 3 ) removed : .....


**Activity 04 Write answers.**

- a. Who came to Mahadana muththa ?  
.....
- b. Whose head got stuck inside the pot ?  
.....
- c. Where was the judge sitting ?  
.....
- d. What did Mahadana muththa order the man ?  
.....
- e. Was the poor man wise ?  
.....
- f. Give your reason for the above “e” ?  
.....



Say Yes to agree 

1 . Reading stories make me happy ..... 

2, I know that these folk stories gives valuable messages even if we get a lot of fun .....  


## Lesson 11 - We are going to use contracted forms!

Dear students,

What are “Contracted forms?”

Have you seen them in English books?

Do you use them when writing?

Do you use them when speaking?



An apostrophe is used in contracted forms!



I know, but the apostrophe is used not only in contracted forms!

Agree!

I'm	I'll	I've	I'd
he's	he'll	he'd	
she's	she'll	she'd	
it's	it'll	it'd	
you're	you'll	you've	you'd
we're	we'll	we've	we'd
they're	they'll	they've	they'd

Look at the following pairs of sentences.

He will come.  He'll come.

I do not know Chinese.  I don't know Chinese.

Where is Lechchamee?  Where's Lechchamee?

**Activity 01 Act out the following dialogue.**

Father: Don't argue with me.

Son : I'm not arguing with you.

Father: You're just like your mother.

Son : No I'm not.

Father: Your mother too likes to argue.

Son : No, she doesn't.

Father: Yes she does.

Son : No, she doesn't

Father: Yes she does. Don't argue with me.

Son : No. I'm not arguing with you.

**Activity 02 ; Put a tick if the sentence is written using the contracted form.**

1	I will not disturb him	
2	I can't understand.	
3	They're my friends.	
4	The next building is the People's Bank.	
5	Who's your father?	
6	Why didn't you see a doctor?	
7	Wimal's brother's name is Kamal.	
8	She won't write a letter.	
9	Whose book is that?	
10	I want to be a teacher.	

**Activity 03 ; Rewrite the sentences using contracted form.**

- 1) I have never been to the zoo. ....
- 2) What is wrong with you? .....
- 3) He will paint the house. ....
- 4) She cannot find the key. ....
- 5) Why do not you complain to the principal? .....


respond with YES I CAN 😎 OR NO I CAN'T 😞

Now I know many contracted forms.

I know how to use them in speaking & writing.

## Lesson 12–Let’s use collective nouns

Study the following pictures.



A gaggle of geese



A swarm of bees



An army of ants



A pack of Cards



A clowder of cats



A parade of elephants



A bunch of flowers



A cup of tea



A forest of trees



A galaxy of stars



A comb of bananas



A set of books



A bouquet of flowers



A jar of honey



A can of soda

A word referring to a collection of people, animals or things, taken as a whole is called as a collective noun.



### Activity 01

Select the suitable word from the brackets to fill in the blanks

- |                     |                       |
|---------------------|-----------------------|
| 1. a.....of water   | 6. a .....of players  |
| 2. a.....of rice    | 7. a ..... of fish    |
| 3. a.....of workmen | 8. a.....of cows      |
| 4. a.....of ships   | 9. a ..... of beads   |
| 5.a.....of papers   | 10. a .....of clothes |

(herd , string , bundle, pile , school , packet, team , bottle, , fleet, gang,)

## Activity 02

Select the suitable word from the box & fill in the blanks

- |                    |                      |
|--------------------|----------------------|
| 1. a jar of.....   | 6. a basket of ..... |
| 2. a glass of..... | 7. a bundle of.....  |
| 3. an army of..... | 8. a flock of.....   |
| 4. a bowl of.....  | 9. a choir of.....   |
| 5. a bunch of..... | 10. a tin of.....    |

birds / eggs / rice / honey/ milk/ ants / singers / flowers / firewood

Singular forms	Plural forms
Group of students	Groups of students
Tub of margarine	Tubs of margarine
Swamp of bees	Swamps of bees
Pile of logs	Piles of logs

## Activity 03

Make 5 of the collective nouns in the above activity into plurals (activity 2) & write them below.


- |        |        |
|--------|--------|
| 1..... | 4..... |
| 2..... | 5..... |
| 3..... |        |



Dear students,


Circle the matching face.



I learnt collective nouns.

Now I can write sentences using collective nouns.

can/yes 





can't/ no 

## Lesson 13 –Let’s use compound nouns

A compound word is formed when two or more words are linked together to form a new word with a new meaning.

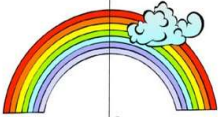







### Activity 01

Match these words to make compound nouns

- |             |         |
|-------------|---------|
| 1. lap      | table   |
| 2. police   | water   |
| 3. time     | paper   |
| 4. drinking | step    |
| 5. washing  | ground  |
| 6. play     | oil     |
| 7. news     | back    |
| 8. door     | powder  |
| 9. cooking  | officer |
| 10. settee  | top     |

Here are some more compound words.

 rain bow	 bull dog
 lunch box	 back pack
 fire place	 foot print

### Activity 02









Select the suitable word to complete the following compound nouns

1. table.....
2. post.....
3. washing.....
4. arm.....
5. dining.....
6. water.....
7. swimming.....
8. lunch.....
9. rain .....
10. coconut.....

(table, office, box, shell, bottle, pool, coat, chair, cloth, machine)

### Activity 03

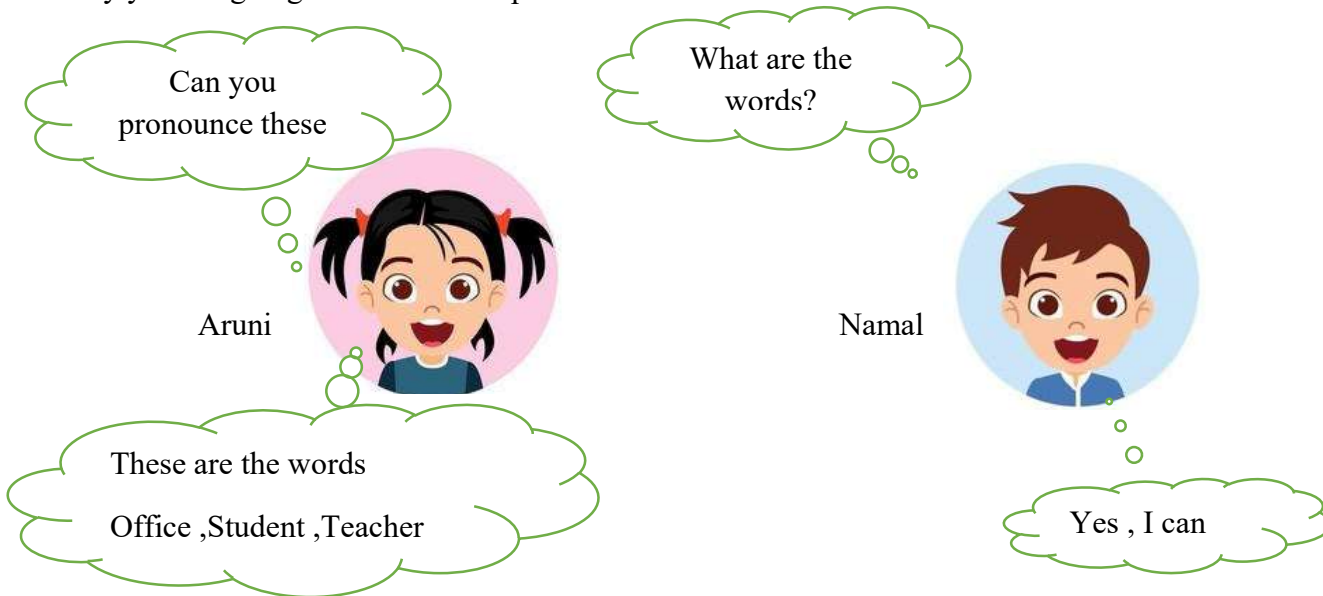
Fill in the blanks to make compound nouns.

 Barn	+	 Yard	=	B _ _ _ y _ _ _
 Bath	+	 Room	=	B _ _ _ r _ _ _
 Table	+	 Cloth	=	T _ _ _ c _ _ _
 Air	+	 Port	=	A _ _ _ p _ _ _

## Lesson 14 - Let's Pronounce English Words Properly

Dear children

Today you are going to learn how to pronounce the words with silent letters.



Aruni : But there are some other words with **silent letters**

Namal : Can I know some of them

Aruni : Look at these

Talk Chalk Folk Walk

***The under lined letter 'l' is silent when you read***

***Try to read these examples and underline the silent letter.***

- 1) Know, Knew, Knee, Knob
- 2) Honest, Honour, Hour, Which
- 3) Wednesday, Sandwich, Handsome
- 4) Listen, Watch, Match, Catch
- 5) Campaign, Design, Foreign, sign

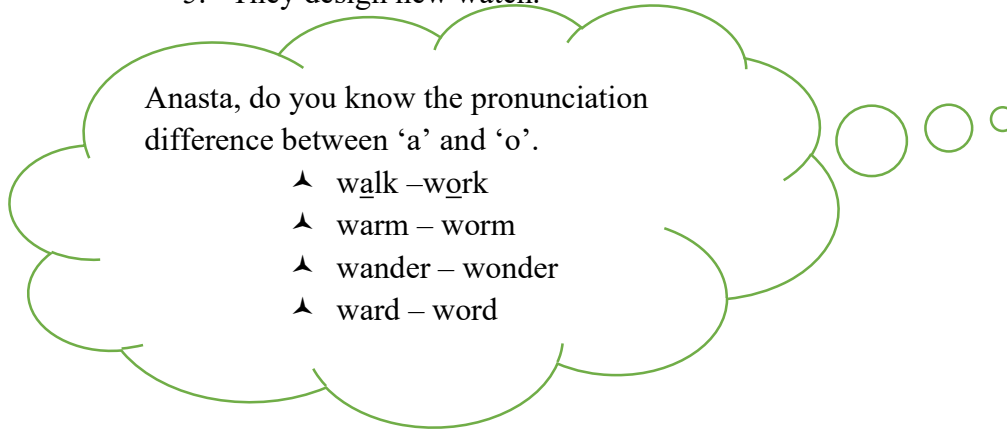
***Were you able to find? Now check with me.***

- ❖ In the first line letter - K
- ❖ In the second line letter - H
- ❖ In the third line letter - D
- ❖ In the fourth line letter - T
- ❖ In the fifth letter - G



*Now try to read these sentences.*

1. I like to talk with you.
2. They know that you are an honest student.
3. On Wednesday I like to eat sandwich.
4. The foreign minister listened to me for an hour.
5. They design new watch.



Letter 'a' in the first column should pronounce with 'o' sound.  
 Letter 'o' in the second column should pronounce with 'a' sound.

Can you categorize these words into these two categories?

(Talk, mother, water, person, another, some, about, sound, command, bald, polite, walk, work, warm, worm, wander, wonder, ward, word)

'A' as 'O' sound	'O' as 'A' sound

Now try to fill in the blanks of these sentences using above words.

- i. I ..... two miles for my .....
- ii. I studied this..... while I was in the.....
- iii. My ..... plants every morning .
- iv. The ..... ate.....leaves.
- v. That ..... man helped .....students.

Ravindu, we should identify some sounds produced by different consonant clusters.

<i>str/sch</i>	<i>gr/gl</i>	<i>pl/pr</i>	<i>br/bl</i>	<i>cr/cl</i>
Stream	grow	play	brown	cream
School	grind	prize	black	crowd
Strong	grind	price	blank	class
Schist	glass	press	blast	clay
Scholar	glad	pretty	branch	cloud
Strange	glue	plant	bread	crown

Shall we get together and practice more

- Wonder –wander
- Worm –warm
- Ward –word
- Work-walk

Want ,wand ,wash ,wart ,wall

During the spring season, I was walking to my school. I had to cross a small stream. Then I met my friends. we got on to the bus. As it was spring there was no snow on the screen.

Kelum and his father grow grain in their chena one day I went there. I found a popcorn. I put it into a glass and I was glad.

One day a brown and black bird saw a piece of bread it took it and flew to branch of a big tree.

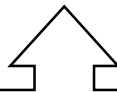
Underline the words where ‘L’ is silent.

half	talk	walk	should
wolf	bulk	could	film
calf	palm	help	helm



**Read aloud and categorize.**

O	
Moth / <sup>o</sup> /	Month / <sup>h</sup> /
Sock pot	Money Monday



glove , crop , Monday , robin , sock, shovel , dozen , pot , cove , money, frog , dolphin ,

**Read aloud the following pairs of words.**

- |                 |                 |
|-----------------|-----------------|
| <i>/sh/ /s/</i> | <i>/sh/ /s/</i> |
| Ship – sip      | shame -same     |
| She – sea       | shell - sell    |
| Shoal- sole     | shade -sope     |
| Short- sort     | shock- sock     |
| Sheet- seat     | shine - sine    |

Dear students,

Circle the matching face.


can/yes



can't/ no



1) I know that each & every letter in a word is not pronounced.



2) Now I can pronounce words with silent letters properly.



## Lesson 15 - Let's Describe things, places & people.

Dear students, Today I am going to show you some photographs on a historical place.

Can you guess what it is?



### Temple of the Tooth

The famous Temple of the Tooth is situated in Kandy, Central Province. It is the most sacred place of worship for Buddhists in Sri Lanka. The Lord Buddha's Tooth relic is kept in the Temple of the Tooth. Likewise the "Esala Perahera", the cultural pageant is held once a year. Many tourists both local and foreign come to visit this sacred place throughout the year.

#### Activity 01 :Answer the questions

- I. Where is the Temple of Tooth situated?
- II. In which province is it situated?
- III. Why is it called "the Temple of the Tooth"?
- IV. What is held in the Temple of the Tooth once a year?
- V. Who comes to visit the Temple of the Tooth?

#### Activity 02: Are the following statements true or false ?

- VI. The Temple of the Tooth is in Uva province. ( )
- VII. It is the most sacred place of worship for Buddhists. ( )
- VIII. Esala perahera is a religious event. ( )
- IX. The Esala perahera is held twice a year. ( )
- X. The Temple of the Tooth is in Kandy. ( )

**Activity 03 : Fill in the blanks with the correct spellings**

- XI. K\_ ndy
- XII. R\_ lic
- XIII. Bud\_ hists
- XIV. Wor\_ hip
- XV. Prov\_ nce

**Activity 04: Complete the paragraph using the given picture clues**

.....Sigiriya.....



.....Is one of the most valuable historical monuments of Sri Lanka . it was

built by king 2



..... . The 3



..... on the

side of the rock are world famous . It was declared as a World heritage site by UNESCO in

1982 . The entrance to this rock was shaped like a

4



..... mouth . Therefore

this rock was called Sigiriya . The most striking features at Sigiriya is its 5



.....

**Activity 05 Write about Sripada (Adam’s Peak) using given facts**



- Adam’s Peak / Sri Pada.
- The second highest mountain in Sri Lanka.
- Situated in the Sabaragamuwa Province, Ratnapura District.
- A sacred place to all four religions.
- Four major rivers begin from Samanala mountains.

.....

.....

.....



.....



.....

**Self Evaluation**

Select the matching emoji

Yes  No 

3. I can speak about a famous place.  

4. I would like to learn more about famous places.  

## Lesson 16 – Shall we learn to describe a picture?

Dear student,

Today we are going to learn to describe photos and pictures.



1. What can you see in the picture?  
I can see a parrot
2. What is the color of it?  
It is green
3. Where is it?  
It is sitting on a branch
4. What is it doing?  
It is eating a mango.

**Activity 01** :Now write your answers as a paragraph.

.....

.....

.....

.....

.....

Write a similar paragraph about kingfisher.



.....

.....

.....

.....

.....

Activity 02: Shall we try to describe another picture.



\*It is blue in colour  
\*I can see small white flowers in it  
\*I can see a blouse in this picture  
\*It is a beautiful blouse  
\*They are white in colour

Select a suitable answer from the box .

1. What can you see in this picture?

.....

2. What is the colour of it?

.....

3. What else can you see?

.....

4. What is the colour of them?


.....

Now write your answers as a paragraph.

.....  
.....  
.....  
.....  
.....  
.....  
.....



**Activity 03** Shall we describe a busy street .



Select suitable answers for the questions.

- i. What is this picture?  
\* .....
- ii. Are there many people in this picture?  
\* .....
- iii. Are there many buildings?  
\* .....
- iv. What are some people doing?  
\* .....  
\* .....

- \*There are many buildings
- \*Some people are walking.
- \*This is a picture of a busy street.
- \*Some people are crossing the road.
- \*There are many people in this picture

Now you should practice to describe the above picture alone and write answers as a paragraph.

.....

.....

.....

.....

.....

.....

**Activity 04:** Let's try to describe a botanical garden.

A botanical garden



- Beautiful flower beds.
- Many beautiful big trees.
- Nicely pruned bushes.
- Beautiful path to work.
- People visit and enjoy.

Using above places write five sentences about the picture.

.....

.....

.....

.....

.....

.....

**Activity 04:**



- ❖ What is this picture? \* This is a picture of a bank.
- ❖ How many people can you see? \* I can see five people in this picture
- ❖ How counters are there? \* There are two counters.
- ❖ How many people are there in the 1<sup>st</sup> counter? \* There are three people
- ❖ What is the man at first counter doing? \* He is giving his identity card to the clerk.

Referring these question and answers try to write a description about the above picture

.....

.....

.....

.....

.....

**Activity 05:** Write a description about the picture given below.



.....

.....

.....

.....

.....

**Activity 06:** Write a description about the picture given below.



.....

.....

.....

.....

.....



.....



Practice more and learn well to describe a picture.

### Self Evaluation

Select the matching emoji

Yes  No 

5. I learnt to describe pictures.  

6. I can write a paragraph describing a given picture.  



## Lesson 17 –Let’s write compositions!

### Activity 01



#### My Favourite Game

My favourite game is volleyball. It needs six players. We need a volleyball and a net to play the game. It is played in the volleyball court. Volleyball is very famous in our country. I would like to be a national volleyball player in the future

Write about your favourite sport changing the underlined words.

.....

.....

.....

.....

.....

.....

### Activity 2



#### My Class Teacher

My class teacher is Mrs. Suneetha. She is very beautiful. She is tall and thin. She teaches us English. She wears Kandyan saree. She gives us advice. She helps us in our studies. She is very clever at singing too.

Write about your class teacher changing the underlined words.

.....

.....

.....

.....

.....

.....

### Activity 3



carpenter / useful person  
/make furniture /  
/doors and windows  
/uses many tools/ timber

Write about the carpenter using the words in the above box.

.....  
.....  
.....  
.....  
.....



### Activity 4



Write a short composition about Sinhala & Tamil New Year.  
Use the following guidelines.



- ❖ Is it a national festival or a religious festival?
- ❖ When is it celebrated?
- ❖ Who celebrate it?
- ❖ How do people get ready to celebrate it?
- ❖ What do they on that day?

.....  
.....  
.....  
.....

Dear students,

Circle the matching face.      can/yes       can't/ no 

I learnt to describe a given topic following the guidelines or clues given.  

I am confident in writing short paragraphs in English.  

## Lesson 18 -We are going to speak about famous place in Sri Lanka.

My dear students,

Today you are going to speak about a famous place in Sri Lanka.

### Activity 1

1. What are the famous places in Sri Lanka?
2. Have you visited those places?
3. What can you see there?
4. Do you like to know more about those places?

### Activity 2 - Match the pictures with the words

A

1. Hikkaduwa
2. Colombo
3. Nuwara Eliya
4. Kandy
5. Pinnawala

B



### Activity 3.

Take information from the table and complete the sentences.

Place	Location	Distance	Built by	What it is	What you see
Sigiriya	Central province	150km	King Kashyapa	A rock fortress	The Lion gate Mirror Wall Water Fountains Gardens Graffiti
The Temple Of the Tooth	Kandy	122km	King Wimaladharmasuriya 1st	A religious place	The sacred Tooth Relic Of Lord Buddha Museum Nuwara Wewa

Sigiriya is located in the .....

It was built by .....

It is ..... away from Colombo.

This is a very famous .....

We can see the Lion Gate, .....  
..... in Sigiriya.

The Temple of the Tooth is situated in.....

This is a very famous .....

It is ..... away from Colombo.

It was built by .....

All the people visit Kandy to worship the .....


**Self evaluation :** Underline the correct response.

I know the famous places in our country	yes / no
I can write 5 sentences about the famous places in our country	yes / no



## Lesson 19 –Let’s write simple paragraphs on sports.






Dear students, today we are going to write paragraphs on sports.



### Activity 01 ;answer

- |                                       |       |
|---------------------------------------|-------|
| 1) Do you like to play games?         | ..... |
| 2) With whom do you play?             | ..... |
| 3) What do you play in the afternoon? | ..... |
| 4) Write the names of two sports.     | ..... |

What do we need to play these games?

Cricket	Foot ball	Volley ball	Elle	Net ball
				
bat , ball	foot ball	volley ball	bamboo stick ,ball	net ball , sign post

### Activity 02 :Complete

Example – (1) We need a bat and a ball to play cricket.

- (2) We need ..... to play .....
- (3) We need ..... to play .....
- (4) We need ..... to play .....
- (5) We need..... to play .....



### Activity 03 : Write a paragraph



Sport	No. of players	What we need	Played by	International/Local
Net ball	seven	net ball, goal post	girls	international
Elle	sixteen	bamboo stick, ball	girls and boys	local



<p style="text-align: center;"><b>Net ball</b></p> <p>Net ball is a team sport. The team has <u>seven</u> players. This is played by <u>girls</u>. We need a <u>net ball</u> and a <u>goal post</u> to play the game.</p> <p>This is an <u>international</u> game.</p>	<p style="text-align: center;"><b>Elle</b></p> <p>.....</p> <p>.....</p> <p>.....</p>
--	---

### Activity 04 :Draw a poster on your favourite sport.

Select the matching emoji

Yes 
No 

I learnt to write names of 5 sports.  

I can write a simple paragraph on a sport  

## Lesson 20 – Let’s study about prepositions.

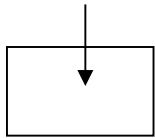
Hi students, today we are going to learn a lesson of prepositions. Before starting the lesson, I am going to tell you a story. This story is about a little puppy



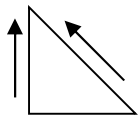
This puppy lived in a farm. One day he wanted to run away from the farm. So he jumped **over** the fence and ran **across** the paddy field and it walked **over** a bridge and went **along** a road to the forest. He went **through** the forest. Then he saw a huge mountain. He climbed **up** in the hill and he saw a village. So he came **down** the hill and walked to the village. He lived happily ever after in the village.

So children, the bold words are called **Prepositions** .

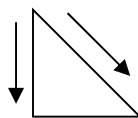
- Now let’s look at these pictures and learn more about prepositions.



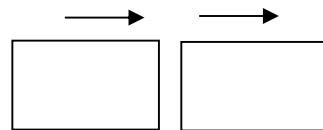
into



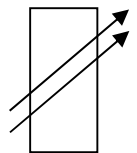
up



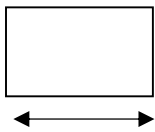
down



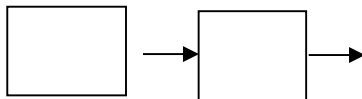
over



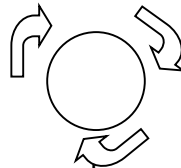
across



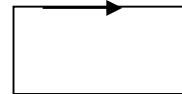
under



through



round



along

**Activity 01 - Complete the sentences with the right prepositions.**

into – under – over – through – around – above – alone – up - down



The train is going through the tunnel.



The sheep is jumping over the fence.



She is walking across the road.



The children are playing under the tree.



She is walking along the road.



The man is going up the stairs.



The bird is flying over the house.



The man is jumping over the river.



He is sitting under the tree.



The man is falling down the stairs.



The man jumped through the window.



The ball went into the net.



## Activity 02

Look at this picture and write a sentence using prepositions given in the box.

on – under – between – across – behind – in



Where is the table lamp?

.....



Where are the children?

.....




Where is the window?

.....



Where are the fruits?

.....



Where is the bridge built?

.....



Where is the girl?

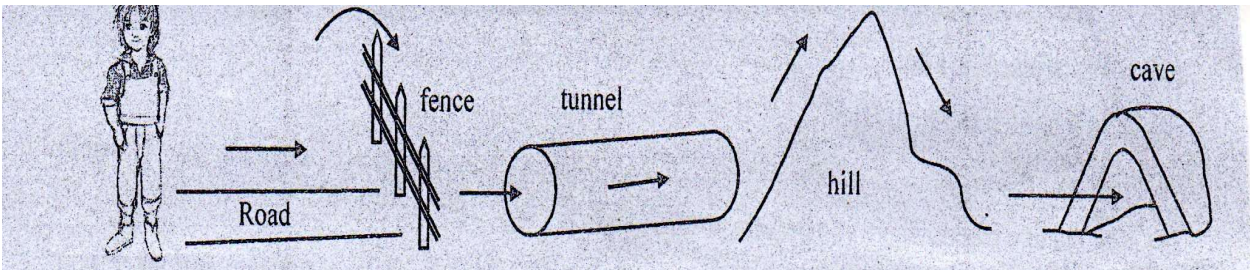
.....

### Activity 03 - Fill in the blanks with suitable preposition.

1. Tharaka went down the stairs. (down / to / over)
2. Mr. Silva got \_\_\_\_\_ the car. (off / across / up)
3. We went \_\_\_\_\_ the back door. (down / into / through)
4. The bird flew \_\_\_\_\_ the lake. (in / out of / over)
5. The boy ran \_\_\_\_\_ the road. (across / under / over)
6. My father walked \_\_\_\_\_ the road with his dog. (along / into / over)
7. Sunil and Peter stood \_\_\_\_\_ the tree while it was raining. (behind / under / near)
8. Everybody is sitting \_\_\_\_\_ the table. (over / under / around)
9. Brave man swam \_\_\_\_\_ the river. (between / across / through)
10. The baby climb \_\_\_\_\_ the stairs slowly. (up / down / over)

### Activity 04

The following picture shows Rana's way to the strange cave in the jungle. Study the picture and fill in the blanks using the words in the box below.




Rana wanted to see the strange cave in the jungle. First he walked 1) along the road and jumped 2) \_\_\_\_\_ the fence. Then entered the tunnel and crawled slowly 3) \_\_\_\_\_ it. Then he climbed 4) \_\_\_\_\_ the hill and came 5) \_\_\_\_\_ and walked 6) \_\_\_\_\_ the cave carefully.

through – along – over – down – into – up

I know 6 prepositions.




I can use these prepositions in writing sentences



## Lesson 21: Let's describe pictures!

Dear children

Let's learn about describing pictures. Read the example given below.



1) How many vehicles you could see in the picture?

There are .....

2) What colour is the double décor bus?

The double décor bus is .....

3) Can you name 3 public places in the picture?

.....

4) what can you see at the bottom left corner of the picture?

.....

**Now read the picture description given.**


1. This is a picture of a busy city.
2. There is a book shop in this picture.
3. I can see a bus at the bus stop.
4. There is a policeman near the traffic light.
5. There are flower pots at the flower shop.
6. There are some boys going to school.

You may begin the sentence like...

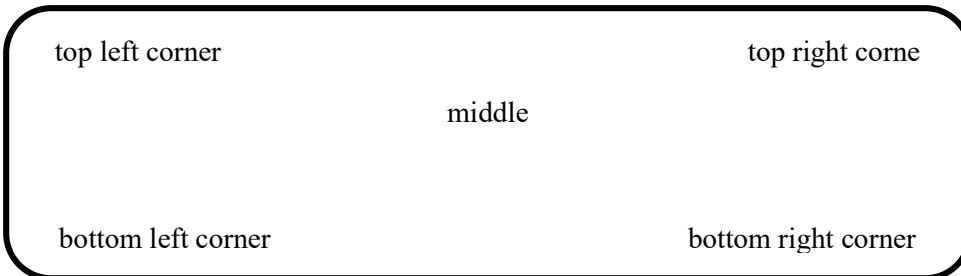
- There is.....
- There are.....
- I can see.....

To describe the actions of people , animals...  
Use the present continuous tense.  
ex:

1. There **are** some boys **going** to school.




You can mention the position of the objects / people in the picture like this.....



Eg: There is a red colour post box in the bottom left corner of the picture.

**Activity 01:** Fill in the blanks



1. There are.....people in the picture.
2. A girl is.....under the tree.
3. She is ..... a book.
4. A girl is..... a picture.
5. A boy is ..... with a ball.
6. The boys are ..... T shirts.




**Activity 02** : Select suitable prepositions from the box to fill in the blanks.

near, behind, on, in front of, in



- I. This is a picture of a classroom.
- II. There are six children in the classroom.
- III. There is a blackboard ..... the class.
- IV. There is a clock .....the blackboard.
- V. There are books.....the children's tables.
- VI. There is a book shelf ..... the teacher.
- VII. There are some books..... the book racks.

**Activity 03** :Write suitable words to make meaningful sentences..



1. This is picture of a .....
2. There is an.....in the sky.
3. There are ..... cars, ..... van,.....jeep and  
..... bicycles in the picture.
4. There is a..... going behind the school.
5. There are ..... people walking here and there.
6. There is a pedestrian crossing in front of .....

**Activity 04 :** Complete the sentences to describe the picture




1. This is a picture of a park.
2. A..... and a ..... are sitting on the bench.
3. There are two.....on the tree.
4. A ..... is sitting on a branch.
5. A .....is standing hanging two branches of the tree.
6. .... are playing with a dog.
7. A..... is running behind the girl on cart.
8. A ..... Is standing behind the bench.

### Activity 05

Describe the given picture. You may use the following words.

three ladies / six people / masks / pedestrian crossing / mobile phone / motor car



.....

.....

.....



.....



.....



.....

.....

Select the matching emoji

Yes  No 

7. I can describe a picture .  

8. I would like to learn more about writing descriptions.  



*Today is hard  
tomorrow may be worse  
but, for sure,  
very soon,  
everything will be perfect!  
never give up!  
stay safe!*