

# **SELF LEARNING PACK**



**Grade 10**

**Term 1**

**SOUTHERN PROVINCE**

- Mr. Nimal Dissanayake - Provincial Director of Education (Southern)  
Provincial Guidance & Supervision
- Mrs. Shanthi Senevirathna - Additional Provincial Director of Education (Southern)  
Provincial Guidance & Supervision
- Mr. Lakmina D Karunanayake - Assistant Director of Education (English)  
Provincial Coordinator - Planning and Coordinating
- Mrs. A.L.A.S.Champika - Assistant Director of Education (English)- Tangalle-  
Academic Guidance & Zonal Supervision

### **Panel of Editors**

- Mr. Ananda Gamage - In Service Advisor-Tangalle
- Mr. Ashoka Thilakarathne - In Service Advisor-Tangalle
- Ms. Kumudu Ediriweera - In Service Advisor-Tangalle
- Ms. Gayathri Andrahennadi - Coordinator, RESC-Tangalle
- Ms. Wasana Egodage - Teacher-In-Charge, RESC-Tangalle

### **Panel of Writers**

- Ms. H.N.Kushani Eranga -Teacher, H/Binkama M.V.
- Ms. W.L.S.Weerasinghe -Teacher, H/Dabarella M.V.
- Miss. K.M.C.Kumari -Teacher, H/Thalawa M.V.
- Miss. V.B.A.Dinushika -Teacher, H/Kambussawala M.V.
- Miss. Biyanka Pathirana -Teacher, H/Beliatta M.V.
- Ms. B.Sapna Siriwardhana -Teacher, H/Ruhunu Vijayaba N.S.
- Ms. M.L.A.T.Shashikala -Teacher, H/Nalagama Sinhala K.V.
- Ms. Nadeeshani Ranasinghe -Teacher, H/Ranna M.V.
- Ms. Deepali Sathischandra -Teacher, H/Puwakdandawa Dhammapala B.V.
- Ms. Indunie Krishanthi -Teacher, H/Puwakdandawa Dhammapala B.V.
- Ms. Nadeeka Abeygunasekara -Teacher, H/Puwakdandawa Dhammapala B.V.
- Ms. Pasansi Ilangange -Teacher, H/Puwakdandawa Dhammapala B.V.
- Ms. M.A.Zihara -Teacher, H/Nalagama Sinhala K.V.
- Mr. Darshana Andrahennadi -Teacher, H/Beliatta M.V.
- Miss. E.W.P.A.Dhanushika -Teacher, H/Ranna M.V.

## CONTENTS

<b>Lesson</b>	<b>Page</b>
01. Fun with reading	1
02. Homophones	3
03. Affixes	5
04. Let's make adjectives.	7
05. Let's learn collective nouns.	9
06. Let's build up simple stories.	11
07. Let's find information from a notice.	13
08. Let's transfer information into other forms.	15
09. Let's read and response to simple poems.	17
10. Let's read simple texts.	19
11. Let's learn how to guess the meaning.	21
12. Let's learn idioms.	23
13. Let's organize a text.	25
14. Let's construct present continuous passive voice sentences.	27
15. Present Continuous Passive Voice (Negative and Interrogative Forms)	29
16. Let's learn reported speech.	31
17. Let's write short descriptions about people.	33
18. Let's describe pictures.	35
19. Let's write a note.	38
20. Let's write a poem.	40
21. Let's describe people.	42
22. Let's describe pictures.	44
23. Let's use question words to get information.	46
24. Let's write simple dialogues.	48
25. Let's describe future events and actions.	50
26. Let's make a simple telephone conversation.	52

# Lesson No. 01

## Fun with reading

Dear students,

### (1) Let us read a story

#### Sewmi's Drums



Sewmi has a new set of drums. She likes playing the drums. She practices playing the drums all the time.

Her parents tell her, Sewmi, we are happy that you like the drums, but you can't play the drums all the time. There are other people in the apartment. There are other people in the building. There are other

people in the neighbourhood. They want to sleep sometimes!"



Her parents complain, her sister complains, the neighbours complain. Even the cat complains!

Ok!" Sewmi says, "I will be a good girl. I will do it more quietly." But this doesn't help much. No one can work, no one can rest, and no one can sleep.



One day, Sewmi comes home and sees her parents and her sister in the living room. She sees new instruments: a guitar, a trumpet, and a piano. Sewmi is very surprised! "Wow!" she says, "What is this?" "Well," her father answers, "We see that we can't beat you, so we decide to join you!"



- Can you find nouns, verbs and adjectives from the story?

Nouns	Verbs	Adjectives
drums	likes	new

**(02) Shall we read a poem?**

Wonderful world

I see plants of green

And flowers in colour

I tell myself

What a wonderful world it is!



I see skies of blue

And days very bright

Rainbows very colourful

And nights full of stars

I tell myself

What a wonderful world it is!

- **Complete the sentences with the given words**

stars/colour/bright/colourful

1. There are..... flowers everywhere
2. The sky is blue in.....
3. The days are.....
4. The sky is full of .....at night

**(03) Read the given announcement**

Attention please!

The Ruhunu Kumari train in platform 3, will leave from Beliatta to Galle at 6.30 a.m.

It will stop only at Weherahena, Matara, Unawatuna and Galle stations.

- **Write short answers**

1. The train starts the journey from..... station
2. It will finally stop at..... station
3. Time of departure.....
4. It is in platform.....



Dear students, circle the matching star.

YES



NO



- (1) I can read and understand a story
- (2) I can read and understand a poem
- (3) I can read and understand an announcement




## Lesson No. 02







### Homophones

Dear students,

Read this sentence, "I can see the sea"



**(01) Read the given words, find meanings from the dictionary**

right 	write 
dear	deer
sell	cell
son 	sun 
heal	heel
week	weak
hair 	hare 
sent	cent
blue	blew

**(02) Fill in the blanks with the words in the box**

- † night/knight
- † knot/not
- † hear/here
- † tail/tale
- † our/hour

1. Look at that...**night**... on the horse. Travelling at ...**night**... is very dangerous.
2. Did you write this fairy ..... by yourself? The dog is wagging its .....
3. I can't untie this ..... Sama will ..... help us.
4. Please come..... I can't..... your voice.
5. The road is very busy in the rush..... Where is ..... teacher?

**(03) Match the words from the box**

1. A hollow on the surface (b)
2. A passage inside the entrance ( )
4. Eaten as a vegetable ( )
5. Past participle of 'be' ( )
6. Existence ( )

- a) been
- b) hole
- c) bean
- d) being
- e) hall

**(04) Complete the dialogues**

1. Janaka: Did you see our \_\_\_\_\_?

Melan: Sorry, no. Can I know the \_\_\_\_\_ of Economics?

principal/ principle

2. Sayuri: That cat has a puffy \_\_\_\_\_. Isn't it?

Vidva: Of course, my grandma knows a \_\_\_\_\_ about a big cat.


tail/tale


3. Gayan: Let's \_\_\_\_\_ tomorrow at the restaurant.



Nalin: Ok, I like that plate of.....



meat/meet

Dear students, circle the matching star.

YES 

NO 

(1) I can pronounce words with different spellings.  

(2) I can use homophones in sentences properly.  

## Lesson No. 03

### Affixes

What is an affix?

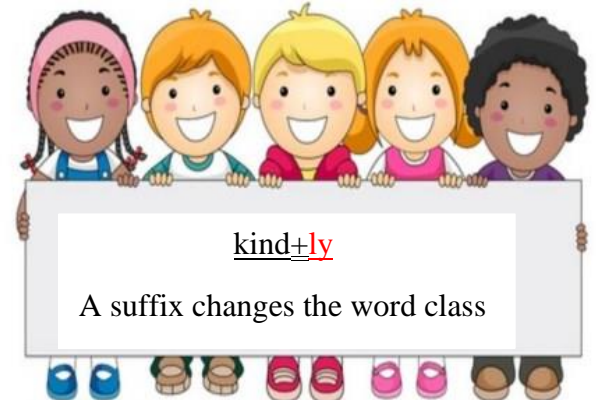
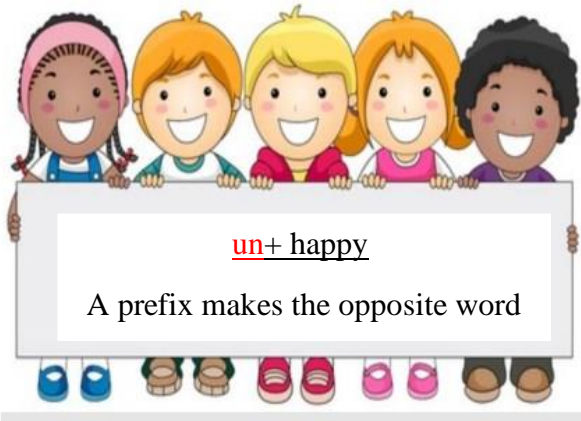
**An affix is a letter or group of letters added to the beginning or end of a word to make a new word.**

Affixes can be divided into two



**Prefix is a letter or group of letters added at the beginning of a word.**

**Suffix is a letter or group of letters added at the end of the word.**



Examples:

dis- **dis**agree  
un-**un**employed  
im- **im**possible  
il- **il**legal  
ir-**ir**regular  
mis-**mis**fortune

Examples:

ful- **careful**  
ness- **happiness**  
ship- **friendship**  
ment- **agreement**  
able- **enjoyable**  
er/est- **longer/longest**



**(01) Write in the correct column**

Happiness, disagree, disqualify, successful, misunderstand, replay, longest, unable, fearless, unlock, quickly, agreement, wonderful, illegal, unkind

Prefix	Suffix
disagree	happiness

Prefix	Suffix

**(02) Complete the blanks**

able, im, ment, less, un, est, ly, il, dis, mis



- |                        |                   |
|------------------------|-------------------|
| 1. ....im.... possible | 6. long.....      |
| 2. care.....           | 7. develop.....   |
| 3. employ.....         | 8. .... legal     |
| 4. .... patient        | 9. .... advantage |
| 5. agree.....          | 10. .... behave   |







**(03) Complete the sentences with affixes**

- I saw a ..... (beauty) flower in the garden.
- Pidurutalagala is the..... (high) mountain in Sri Lanka.
- Nimal was ..... (happy) about his low results.
- He was walking..... (quick)
- I'm happy to see your..... (develop)

Dear students,

Circle the matching face. Can/ Yes  Can't/ No 

(1) Now I know what affixes are.  

(2) Now I can use affixes.  

## Lesson No. 04

### Let's make adjectives.

What is an adjective?

We can divide adjectives into three groups.

It describes or modifies a noun or a pronoun.

Adjectives of quality	Adjectives of quantity	Adjectives of number
<ul style="list-style-type: none"><li>• helpful</li><li>• lazy</li><li>• kind</li></ul>	<ul style="list-style-type: none"><li>• some</li><li>• few</li><li>• all</li></ul>	<ul style="list-style-type: none"><li>• five</li><li>• ten</li><li>• two</li></ul>

**01. Fill in the blanks with the correct adjectives from the box.**

Beautiful   some   five   little   lazy

1. My brother never wakes up early. He is a very ..... boy.
2. May I drink ..... water?
3. He has only a ..... knowledge of this project.
4. Taniya is a ..... girl.
5. Mother bought ..... mangoes.

Adjectives can be formed by adding suffixes to noun or verbs

**List of common suffixes that distinguish an adjective from other words.**

suffix	Adjective
-able	comfortable
-al	historical
-ible	edible
-less	useless
-ish	childish/reddish
-ive	attractive
-ful	useful
-ous	dangerous
-y	sleepy

**02. Change these nouns to their adjectives by adding suffixes.**

<p><b>-ish</b></p> <p>child - _____</p> <p>fool - _____</p> <p>self - _____</p> <p>baby - _____</p> <p>style - _____</p>	<p><b>-ly</b></p> <p>friend - _____</p> <p>love - _____</p> <p>week - _____</p> <p>dead - _____</p> <p>wool - _____</p>
<p><b>-y</b></p> <p>fun - _____</p> <p>rain - _____</p> <p>dirt - _____</p> <p>anger - _____</p> <p>noise - _____</p>	<p><b>-ous</b></p> <p>poison _____</p> <p>danger _____</p> <p>courage _____</p> <p>fame _____</p> <p>religion _____</p>

**02.Fill in the correct words with suffixes.**

1. Look! This armchair is very comfortable (comfort)
2. My friend is a \_\_\_\_\_ (beauty) girl.
3. Your report was \_\_\_\_\_ (success)
4. Be \_\_\_\_\_ (care). It is slippery here.
5. Mala is \_\_\_\_\_ (friend) and sociable.
6. This book is very \_\_\_\_\_ (use) for my studies.

**03.Form adjectives using following suffixes and make 10 sentences using them.**

(able /less/ful/ous/cal/al/y/ive)

Enjoy	Person	home	snow	harm
count	music	create	luxury	remark

Dear students,

Circle the matching face



can/yes



can't/no

1. I learnt three types of adjectives and its usage.



2. I learnt how to form adjectives by adding suffixes.



What are collective nouns?

Lesson No. 05

Let's learn collective nouns.

Refer to a set or group of people, animals, or things.

Collective Nouns for **people**



Collective Nouns for **animals and things**



01. Fill in the blanks with suitable words.

- |                          |         |
|--------------------------|---------|
| a) a heard of _____ deer | sheep   |
| b) a bunch of _____      | stars   |
| c) a galaxy of _____     | deer    |
| d) a troupe of _____     | flowers |
| e) a fleet of _____      | ships   |
| f) a flock of _____      | dancers |

02. Fill in the blanks with words from the word box.

choir	flock	team	crowd	group	box
	basket	comb	pair	army	

1. She gave me a pair of shoes.
2. The \_\_\_\_\_ of sheep were in the valley.
3. The \_\_\_\_\_ of crayons is in my bag.
4. The \_\_\_\_\_ of people watched the cricket match.
5. Mother bought a \_\_\_\_\_ of banana from Sunday fair.
6. The \_\_\_\_\_ of soldiers were marched in line.
7. The \_\_\_\_\_ of students were working.
8. There is a \_\_\_\_\_ of fruits on the table.
9. The church \_\_\_\_\_ sang the carols.
10. His hockey \_\_\_\_\_ made it to the finals

03. a) Match A with B and fill in the blanks in the following sentences. The first one is done.

A

a flock of / a team of / ~~a panel of~~ / a crew of / a herd of

B

elephants / sheep / ~~judges~~ / players / sailors

1. A panel of judges faced difficulty in finding the first place.
2. The president praised \_\_\_\_\_ who won the medal in Olympics.
3. The shepherd has \_\_\_\_\_ in his garden.
4. The pirates killed \_\_\_\_\_ and captured their ship.
5. The farmers chased away \_\_\_\_\_ who came to their fields.

Dear students,

Circle the matching face



can/yes



can't/no

1. I learnt collective nouns for people, animals and things.
2. I learn to use collective nouns appropriately.



## Lesson No. 06

### Let's build up simple stories.

Dear students,



Do you like to read stories?














Can you build up simple stories?

- Today we are going to build up simple stories using picture clues.

### Now look at the following story

In each blank of the given story there is a picture clue. What word can be written in the blank?







#### A trip to grandmother's village





In June we went to the ...**village**...  where my...**grandmother**.....  
 lives. She has a farm there. In her farm, there were many animals. There  
were two...**pigs**. , a...**cat**...  with its...**kittens**...   
, three...**goats**. , one...**hen**.....  and a...**cow**.... . Every  
morning she fed her animals with...**hay**.....  or ...**milk**. . They  
drank water from the...**pond**.... 

### (01) Fill the blanks of the following story with the help of the picture clues

sister, beach, clouds, ship, boats, ice-cream, light house, hut, sandcastle, sun

#### Sunny day at the beach













My...**sister**.  Mary and I went to the.....  last Sunday. It was a  
sunny day and the.....  shined brightly. There were many.....   
in the sky. There was a big.....  and some small.....  at  
the far end of the sea.

We ate.....  while playing in the beach. Mary and I rested under a.....   
 for few minutes and again ran to the beach to make a.....   
 On the way home we went to see a big.....  near the sea. It was a wonderful day.

**(02) Complete the story with the words in the given box.**



**Naughty princess Zara**







Once upon a time there was a beautiful princess called Zara. She lived in a beautiful..... . She had several pets there. There was a..... , ..... , .....  and a ..... . Her father was the.....  of the kingdom and her mother was the..... . Even though she was a princess she never wanted to wear..... . She always rejected to wear the valuable.....  and even her beautifully crafted..... . Except them she always wanted to wear.....  and ..... . King and queen were so worried about the behaviour of her. princess and they used to blame her all the time.

squirrel, palace, dog, monkey, frocks, crown, queen, shirts, parrot, king, jewellery, trousers

Dear students,

Circle the matching face. Can/ Yes  Can't/ No 

- Now I can build up simple stories by using picture clues.  
- I enjoyed reading stories.  

## Lesson No. 07

### Let's find information from a notice.

Dear students,



What are the  
**information** included  
in a notice?

- Read the given notice

#### NOTICE

The English Literary Association of Nalagama Maha Vidyalaya (**Organizer**) has organized an English day celebration (**event**) on 25th of October 2021 (**date**) from 9a.m. to 2 p.m. (**time**) at the school main hall (**venue**). This is going to be held in order to motivate the students towards learn English Language (**purpose**). The chief guest will be the Zonal Director of Education Mr.Nalin Mannapperuma. (**chief guest**)

All the students, teachers and parents are invited! (**Invitees**)

20.06.2021

(**Published date**)

Secretary,

English Literary Association.

(**The person who has put up**

**The notice/ the convenor**)

#### **(01) Read the following notice and complete the grid**

#### NOTICE

The Nature club of H/ Kannangara M.V. has organized a tree planting campaign in the school premises on the 10<sup>th</sup> of September 2021 from 9 a.m. to 12 p.m. This is going to be held in order to motivate the students towards protecting the nature. The chief guest will be the Director General of Central Environmental Authority.

All the students are invited!

25/06/2021

The secretary,

Nature Club.



<b>Event</b>	
<b>Date</b>	
<b>Time</b>	
<b>Venue</b>	
<b>Chief Guest</b>	
<b>Organizer</b>	
<b>Invitees</b>	
<b>Convenor</b>	
<b>Date of publishing</b>	

**(02) Read the following notice and underline the following information**

**Event, Date, Time, Purpose, Venue, Organizer, Invitees, Published date of the notice, Convenor**

**NOTICE**

The prefect board of H/ Sumana M.V. has organized a Shramadana Campaign in order to eradicate dengue menace at the school premises. This programme will be held on 14<sup>th</sup> of July 2021 from 8 a.m. to 12 p.m. at the school premises. Please bring necessary tools when you come.

All the prefects are invited!

20/05/2021

Head Prefect,  
Sumana M.V.

Dear students,

Circle the matching face. Can/ Yes



Can't/ No



- Now I know how to extract important information from a notice.
- Now I can find and write important information of a notice.



## Lesson No. 08

### Let's transfer information into other forms.

Dear children, today you are going to the supermarket.



Son, can you go to the supermarket?








Ok! Amma. What we need to buy?



Let's write a list of goods

### Let's write a list of items

				
2 kilos of flour	300g of tea	1 packet of milk powder	1 bottle of jam	1 cup of margarine

Now, I'm going to show you a bill, study it and answer the questions.

**Shani Super Centre**  
63, Walasmulla Road, Beliatta.  
Tel- 047-2251210

10. 05. 2021

Qty	Description	Rs / cts
2 Kilos	Flour	250.00
300g	Tea	180.00
1 packet	Nespray	380.00
1 bottle	Jam	280.00
1 cup	Margarine	120.00
		1210.00
		1210.00

Bill No. 555811

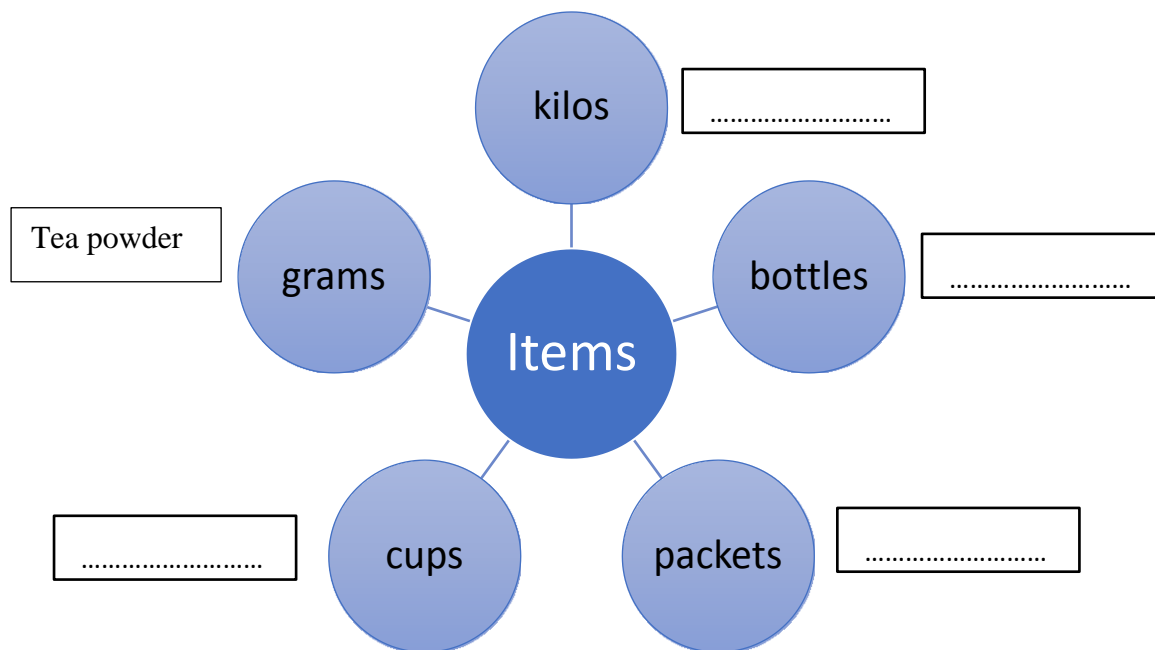
1210 /=

PAID

Thank you.

Goods once sold may not be taken back

**(01) Complete**



**(02) Write short answers**

1. The name of the shop is ..... Shani Super Centre.....
2. The shop is situated in.....
3. The date of the bill .....
4. The total amount of the bill is Rs. ....
5. The bill number is .....
6. .... items are in the bill.

Dear students,

Circle the matching face 😊 can/ yes ☹️ can't/ no

(1) I can understand basic information of a text.      😊      ☹️

(2) I can answer the questions.                              😊      ☹️

## Lesson No. 09

### Let's read and response to simple poems.

Dear students, today you are going to study poems.



Do you like to study poems?



Yeah, Let's study poems

**Good-bye, Winter!**

This is the **title** of the poem.

Good-bye, winter!

Spring is in the **air**.

Flowers are in bloom

You see colors every**where**.

This is a **stanza**. So there are **two stanzas** in this poem.

Birds build their nest

In branches way up **high**

But out my window, that loud bird

Woke me up again ....**sigh!**

The highlighted words are **Rhyming words**.

There are **8 lines** in this poem.



-By Becky Spence

This is the **poet** of the poem.

**(01) Now, Fill the blanks.**

#### I Wonder

I wonder why the grass is green,  
And why the wind is never seen?

Who taught the birds to build a nest,  
And told the trees to take a rest?

O, when the moon is not quite round,  
Where can the missing bit be found?

Who lights the stars, when they blow out,  
And makes the lightning flash about?

Who paints the rainbow in the sky,  
And hangs the fluffy clouds so high?

Why is it now, do you suppose,  
That Dad won't tell me, if he knows?

-By Jeannie Kirby

<b>Title</b>	I Wonder
<b>Poet</b>	
<b>No. of Stanzas</b>	
<b>Rhyming Words</b>	Green – Seen Nest – Round – Out – Sky –



### The Alien

Was as round as the moon  
Five legs he had  
And his ears played a tune  
His hair was pink  
And his knees were green  
He was the funniest thing I'd ever seen  
As he danced in the door  
Of his strange spacecraft  
He looked at me  
And laughed and laughed!

- By Julie Holder

#### **(02) Underline the correct answer**

1. The name of the poem is (a) The moon (b) The Alien.
2. The name of the poet is (a) Julie Holder (b) Jude Smith.
3. There are (a) fourteen (b) ten lines in the poem.
4. His hair was (a) purple (b) pink in colour.
5. His knees were (a) green (b) black in colour.
6. He was in his (a) house (b) spacecraft.

#### **(03) Answer**

1. Who was as round as the moon? .....
2. How many legs did he have? .....
3. What are the parts of the body mentioned in the poem? .....
4. Write a rhyming word for green .....
5. Write an adjective for spacecraft. ....

Dear students,

Circle the matching face  can/ yes  can't/ no

(1) I learnt some poetic words.



(2) I can read and understand poems.



## Lesson No. 10

### Let's read simple texts.

Dear students,

Here are five paper advertisements. Read them.

1. Four bedroomed fully furnished house with spacious garden. Residential area. Contact: 2245678

2. Book racks various sizes, writing tables, pantry cupboards for immediate sale. 67, Nawala Road, Rajagiriya

3. Electrical taxi meters.12, Barnes Place, Colombo 7

4. Daihatsu Hi-jet-H.U. manual blue colour mini van-highest offer. Contact :4352345

5. A Company Director needs an experienced driver. Tel. 223457665



#### (01) Match the above advertisements with given headings.

- (a) Vacancy ( 5 )
- (b) Furniture for sale ( )
- (c) Vehicles for sale ( )
- (d) Motor spares ( )
- (e) House and property for sale ( )



#### (02) Match the paragraphs with the sub- headings

##### ROSA FROM MEXICO

- a. I am an elementary school teacher in a small rural town in the state of Talxacala in Mexico.I live in a farming village in a coastal area. The villagers of my village are hard

workers and cultivate vegetables, yams, tobacco and crops.

b. I am the eldest of five in my family. My father is a Potter and he works late night to earn for the family. He doesn't even take a break for his meals. My mother too cultivates the necessary vegetables for the family needs and helps the earnings.



shutterstock.com · 117201466

c. I left High School at the age of 19. Then I went to a teacher training college nearby Mexico city. After finishing the training course, I came back to Talaxcala. I began to teach at the Lazaro Elementary School. The children at this school are between the ages of 6 and 12. I teach a class of eight year-olds. I teach all the subjects from

Spanish to Mathematics.

d. Talxacala is a rural area. So most children here don't go to Nursery School. Nursery schools for very young children are usually only in the bigger towns. After Elementary School the children can go on to a Secondary School. Then they can go to a high school, and from there to a technical school or even to a University if they pass all the exams.

e. Most of the pupils in my classroom come from farming families. So they hardly fulfil their needs. Classes start at 8.00 a.m. and finish at 12.30 p.m. There is one hour for lunch. The pupils in my class like to study Spanish very much. There are a very few students who are talented at Music.



### (03) Match the paragraphs with the sub-headings

- A. Education in the country.
- B. Writer's education and job.
- C. Students in her classroom.
- D. Economical background of the family.
- E. Where she lives



### (04) Answer the questions

- 1) Who is the passage about? ....an elementary school teacher.....
- 2) Where does she live? .....
- 3) How old was she when she left school? .....
- 4) What training course did she follow? .....
- 5) Where is she working now?.....

Dear students,

Circle the matching face  can/yes  Can't/no

1) I can read and understand a simple text  

2) Now, I know how to extract the general idea of a text.  

## Lesson No. 11

### Let's learn how to guess the meaning.

Dear children,



### Read the Role play

Minura : Hello Kavindu did you go to the library yesterday?

Kavindu : **No I didn't** .why?

Minura : Can't you remember the assignment?

Kavindu : Oh! I totally forgot it. Did you collect data?

Minura : **Yes, did I**. I love volleyball very much.

Kavindu : **So do I**. These days I'm busy with my debate competition.

Minura : **So am I** .But the dead line is the Friday. As you are the leader of the group you will have to work a lot on it.

Kavindu : Yes, I'll try my best.

Minura : By the way my father is arranging a trip to Jaffna. Have you ever been to Jaffna?

Kavindu : **No, I haven't**. Can I join with you?

Minura : Yes, you can. You are warmly welcome!

-----  
| Sometimes when speaking and writing, |  
| we leave out some words to avoid |  
| repetition. |  
**No, I haven't=No, I haven't been to Jaffna**



**(01) Read the dialogue and match the corresponding sentences**

- (A)
- 1.No I didn't
  - 2.Yes, I did
  - 3.So, do I
  - 4.So am I
  - 5.No, I haven't

- (B)
- I haven't been to Jaffna.
  - I'm busy too.
  - I collected the facts for the assignment.
  - I didn't go to the library yesterday.
  - I also love volleyball

**(02) Match the two parts of sentences.**


A	B
I play cricket.	So am I
I am happy.	Yes, I do
Have you been to Kandy?	So, do I
Do you like apple?	No, I don't
Do you like pumpkin?	No, I haven't

**(03) Identify the function of the underlined phrases**

1. A : I like pizza .  
B : So do I.
2. A : She likes cat.  
B : So do I.
3. A : Her parents are very tolerant.  
B : So are mine.
4. A : Mali didn't come to office yesterday.  
B : Neither did her sister
5. A : I haven't read the story.  
B : Neither have I.
6. A : Ann drives a car.  
B : Beena does too.

- 1..... I like pizza too.....
- 2.....
- 3.....
- 4.....
- 5.....
- 6.....

Dear students,

Circle the matching face  can/yes

 Can't/no

- 1) I can read and guess the implied ideas in utterances.
- 2) Now, I know how to expand the short implied ideas.



## Lesson No. 12

### Let's learn idioms.

Dear children,

- Read the dialogues paying your attention to underlined phrases.

Saman: Shall we go to the playground in the evening?

Nalin: That is a great idea. But it was raining cats and dogs yesterday.

Saman: Look at the sky! It is clear.

Nalin: We can't predict about the weather.

**Raining cats and dogs=Raining very heavily**



Janaka: How is Kasuni?

Sarala: She is head over heels with the boy next door.

Janaka: What is he?

Sarala: A driver

**Head over heels=in love**



Nimali: Where do your grandparents live?

Shalika: Far away, in Kandy.

Nimali: How often do you visit them?

Shanika: very sad, only once in a blue moon.

**Once in a blue moon=very rarely**



Sama: Have you decided the topic for the essay?

Radha: I'm still sitting on the fence.

Sama: Don't be late, deadline is tomorrow

**Sit on the fence=without proper decision**



**(01) Match the following phrases with the idioms**

- |  |
|--|
| 1. An unbelievable tale                                    |
| 2. Two or more people agree to something                   |
| 3. Happens very rarely                                     |
| 4. In love   |
| 5. When someone does not want to choose or make a decision |
| 6. To share information that was previously concealed      |

- a. Let the cat out of the bag  
 b. Once in a blue moon  
 c. See eye to eye  
 d. Sit on the fence  
 e. Cock and the bull story  
 f. Head over heels

6

**(02) Underline the correct meaning**



- Our barber is always blowing his own trumpet (playing music/boasting/very happy)
- They have difficulty seeing eye to eye (agreeing/talking/watching)
- Official documents should keep in black and white (in filed/in writing/with photo copies)
- Nihal was sitting on the fence when discussing (without decision/ with idea/ keeping silent)
- We conduct our literary association once in a blue moon (every week/very often/very rarely)

Idioms are a language variety, **tell something indirectly**. You can use them in essays, stories, speeches and dialogues

Dear students,

Circle the matching face. Can/ Yes 😊 Can't/ No ☹️

(1) Now I know some idioms and their meanings. 😊 ☹️

(2) Now I can use them in my writing 😊 ☹️

## Lesson No. 13

### Let's organize a text.

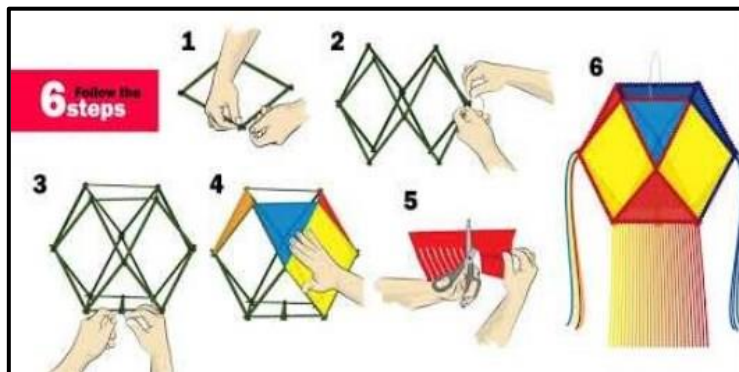
Dear children,

- Before going to school



1. Get up in the morning
2. Brush the teeth and wash
3. Get ready
4. Take breakfast
5. Go to school

- Shall we make a Vesak lantern?



1. First, take 24 pieces of bamboo sticks similar in size.
2. Then, tie four of them together to make squares. You can make six squares.
3. Next, tie all squares together.
4. Later, paste tissue papers.
5. At last, cut paper streamers and paste them to make the lantern beautiful.

Sequence markers:

First, then, next,  
finally.....


**(01) Now, make a fruit salad**



1



2



3



4



5



6

- a. Put some drops of lime juice. ( )
- b. First wash all the fruits. ( 1 )
- c. Finally, put the salad into a bowl and serve. ( )
- d. Mix the salad well. ( )
- e. Next, cut all the fruits into pieces. ( )
- f. Then, keep it in the refrigerator to cool. ( )

**(02) Complete**

**How squirrels make their houses**

It is very interesting to see how squirrels make their houses.

First, they.....  
(raw materials/ collect/such as dry leaves, fibre, barks of trees etc.)

Then, they .....  
(bring/ collected things/ particular place/ to a)

Finall, they, .....  
(plan/ how to make)



Dear students,

Circle the matching face



Can/Yes



Can't/No

1. I learnt to organize a text.



2. Now I know to use sequence markers.



## Lesson No. 14

Let's construct present continuous passive voice sentences.

### 1. Here are the things that are happening at Ravi's place at the moment.

1. Mother is preparing tea.
2. Father is sweeping the compound.
3. Ravi is making a kite.
4. Sister is watering the plants.
5. The dog is chasing a cat.


Can you find the correct passive form of these sentences? Write the correct letter in the box.


- (a) The plants are being watered by sister.
- (b) A cat is being chased by the dog.
- (c) The compound is being swept by father.
- (d) Tea is being prepared by mother.
- (e) A kite is being made by Ravi.

### Note

	Subject	Verb	Object
<b>Active Voice</b>	Mother	is preparing	tea
<b>Passive Voice</b>	Tea	is being prepared	by mother
<b>Active Voice</b>	The boys	are painting	the chairs
<b>Passive Voice</b>	The chairs	are being painted	by the boys
<b>Active Voice</b>	My parents	are helping	me
<b>Passive Voice</b>	I	am being helped	by my parents

**The Present Continuous (Passive) describes an action that is in progress right now.**

Subject + **am / is / are + being + verb** (past participle)





**2. Look at the picture. Re-arrange the words to make meaningful sentences.**



1. are being / by the police / checked / the vehicles
2. questioned / a man / by an officer / is being
3. carried / some people / in an ambulance / to hospital / are being
4. treated / by a doctor / an injured man / is being
5. helped / an old woman / by two boys / is being



**3. Let's construct sentences in Present Continuous Tenses. (Passive Voice)**

1. A new library / build / in our school.  
E.g.: - A new library is being built in our school.
2. Certificates / give away / by the principal
3. I / treat / at the national / hospital
4. The plants / water/ by the gardener
5. Free text books / distribute / among the school children
6. Experiments/ do / to find a vaccine for COVID-19

Dear students,  can/yes  can't / no

Circle the matching face

(1) I have leant present continuous passive sentence  

(2) I can write simple sentences in passive.  

## Lesson No. 15

### Present Continuous Passive Voice (Negative and Interrogative Forms)

1. Ruwan is getting ready for his birthday party. He asked some questions from his mother.



#### Note

#### Present Continuous (Passive)

1) Affirmative form

Subject + am/ is/ are + being + verb (Past participle)

2) Negative form

Subject + am/is/are + not being + verb (Past participle)

3) Interrogative form

Am /is/are + subject + being + verb (Past participle)?









## 2. Complete the chart.

Affirmative	Negative	Question
The patients are being treated well.	The patients are not being treated well.	Are the patients being treated well?
The players are being cheered by the crowd.	The players ..... ..... cheered by the crowd.	Are..... ..... by the crowd?
The guests are being welcomed at the entrance.	The guests ..... ..... at the entrance.	Are ..... ..... at the entrance?
I am being treated by Dr.Gamage.	I ..... ..... by Dr. Gamage.	Am I ..... ..... by Dr.Gamage?
The floor is being polished at the moment.	..... ..... .....	..... ..... .....

## 3. Make questions.

- the pictures/ draw/ by the children.  
★ Are the pictures being drawn by the children?
- the garden/ clean/ at the moment.
- the main hall/ decorated/ for the prize giving.
- the national flag/ hoist/ by the chief guest.
- the report/ write/ by the secretary.
- the bicycle/ ride / the boy.

Circle the matching face		can/yes		can't/ no
(1) I have learnt Present Continuous Passive form				
(2) Now I can write negative sentences and ask questions				


## Lesson No. 16

### Let's learn reported speech.

Dear children,

Today you are going to learn how to report what someone said.

Grade 10 students are planning to go on a trip. The following are the suggestions they made at their Literary Association.



#### 1) Read.

- I. Sama said, "I like to visit Nuwara Eliya."
- II. Nipun said, "We visited Nuwara Eliya last month."
- III. Hirushi said, "We can visit Kandy."
- IV. Geeth said, "There are a lot of places to visit in Kandy."

This is Direct Speech. Here, we repeated what the speaker said using his/her exact words and quotation marks (" ").

### Reported Speech – Rules

- ✚ Write the word "that" after the reporting verb, "said".
- ✚ Don't use quotation marks and commas.
- ✚ Change the verb in the Direct Speech into a corresponding past.

<u>Direct Speech</u>	<u>Reported Speech</u>
Can/will	Could/would
Simple Present	Simple Past
Present Continuous	Past Continuous
Simple Past	Past Perfect

- ✚ Change the Pronouns and Possessive Adjectives from first and second person to third person.

I/You – He/She      We/You – They  
my/your – his/her    our/your – their/my

✚ The Adverbial clauses should be changed as follow.

<u>Direct Speech</u>	<u>Reported Speech</u>
now	then
today	that day
yesterday	the day before/ the previous day
tomorrow	the next day/ the following day
here	there
this/these	that/those
last week/month/year	the previous week/month/year
next week/month/year	the following week/month/year

Eg:

Direct Speech	Rama said, "I will buy a pen today."
Reported Speech	Rama said that he would buy a pen that day.

## 2) Match.

<b>Direct Speech</b>	<b>Reported Speech</b>
Sama said, "I like to visit Nuwara Eliya."	Hirushi said that they could visit Kandy.
Nipun said, "We visited Nuwara Eliya last month."	Geeth said that there were a lot of palces to visit in Kandy.
Hirushi said, "We can visit Kandy."	Sama said that she liked to visit Nuwara Eliya.
Geeth said, "There are a lot of places to visit in Kandy."	Nipun said that they had visited Nuwara Eliya the previous month.

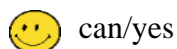
## 3) Turn the following sentences into Reported Speech.

- I. John said, "I love this town." – eg: John said that he loved that town.
- II. He said, "I can drive a lorry." - \_\_\_\_\_
- III. She said, "I like these songs." - \_\_\_\_\_
- IV. Tom said, "The film began at 2 p.m. yesterday." - \_\_\_\_\_
- V. They said, "We will come tomorrow." - \_\_\_\_\_

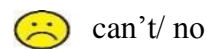
## 4) Report what your mother said when you help her to cook.

Dear students,

Circle the matching face.



can/yes



can't/ no

- (1) I can remember Reported Speech rules.
- (2) Now I can turn Direct Speech to Reported Speech.



## Lesson No. 17

### Let's write short descriptions about people.

Dear children,

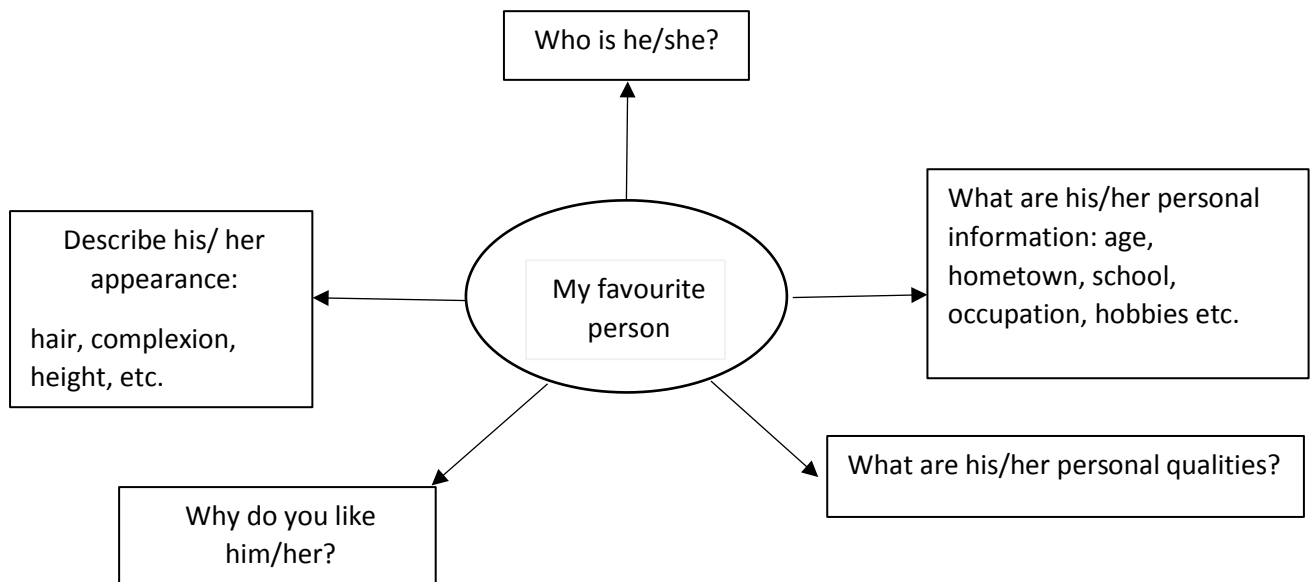
Today you are going to write short descriptions about people.

- It will be easier for you to build up a mind map before writing any description. So let's see how to create a mind map before writing a description.

Ex: Write a short description about "My favourite person"

- Let's create the mind map first.

### Mind Map

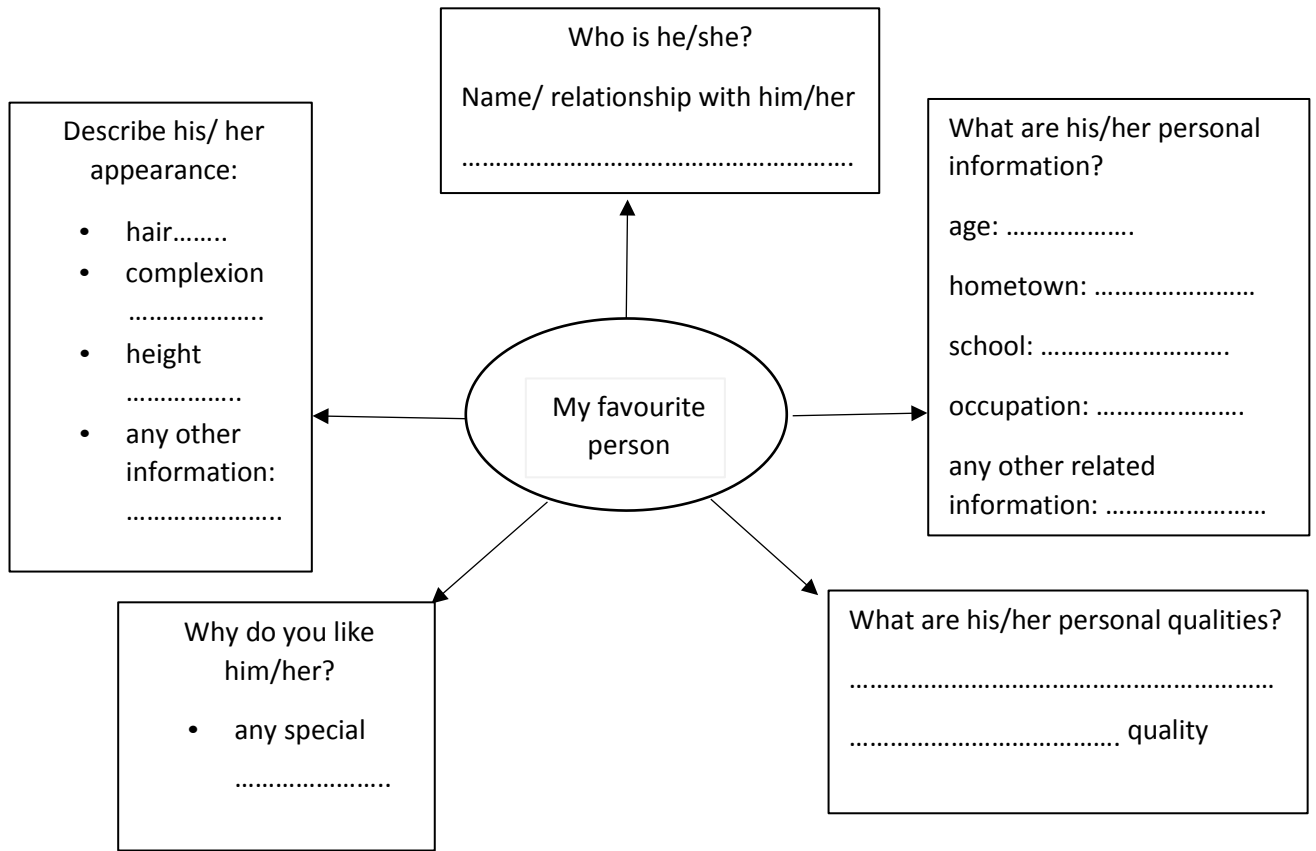


- Let's write the description:

### My Favourite Person

My favourite person is my best friend. She is Nisali Nimanda. She is 15 years old. She lives in Tangalle. Her school is H/ Ruhunu Vijayaba National School. She is tall and fat. She has a long hair. She is very kind and intelligent. Her hobbies are reading story books and gardening. She has a wonderful collection of story books. She is a nature lover too. She helps me to do my studies well. I love her so much.

(02) Now fill the following mind map using the information about **your favourite person.**







(03) Now write a short description **about your favourite person** by **using the above information.**

(04) Select one topic from the following list and write a short description about it. (If you like you can build up a mind map before writing the description)

- a) My class teacher
- b) My best friend
- c) My favourite actor/ actress
- d) My favourite singer/dancer
- e) My favourite sportsman

Dear students,

Circle the matching face. Can/ Yes  Can't/ No 

(1) Now I know how to build up short descriptions about people.  

(2) Now I can build up and write descriptions about any person.  

## Lesson No. 18

### Let's describe pictures.

Dear students,

- Today we are going to describe pictures.
1. Now look at the following picture carefully. What can you see in the picture?



- Now read the following list of words and circle the things that you could find in the above picture.

telephone	television
bottle	watch
pot	radio
pillow	basket
tree	fish tank
spoon	books
computer	plate

2. Study the two pictures given below. Then read the following sentences given regarding both the pictures. Write the correct picture number in each blank provided. The first one is done for you ☐

**Picture 1**



**Picture 2**



- This is a picture of a classroom. (...picture A....)
- This is a picture of a living room. (.....)
- One girl is watering the plants. (.....)
- One girl is erasing the blackboard. (.....)
- One boy is sweeping the classroom. (.....)
- One boy is carrying some books. (.....)
- Two girls are arranging the book shelf. (.....)
- One girl is sweeping the floor. (.....)
- One boy is carrying a pot. (.....)
- One girl is cleaning the table top. (.....)

3. Now look at the picture given below and fill the given blanks in the following paragraph by using the words given in the box.



- reading
- cleaning
- girls
- birds
- radio
- table
- climbing
- watering
- enjoying
- family gathering

This is a picture of a (1) ..... Family members are around the (2) .....The man standing near the tree is (3) ..... the plants. There are two (4) ..... sitting on the tree. The man who is standing behind the table is (5) .....the window. Two (6) .....are playing with two dolls. Mother is listening to the (7) .....while father is (8) ..... a newspaper. The cat is (9) ..... the tree. The family is (10) ..... the gathering very much.

Dear students,

Circle the matching face. Can/ Yes



Can't/ No



(1) Now I can build up and write simple sentences on a given picture.



(2) Now I know how to describe a picture properly.





## Lesson No. 19

### Let's write a note.

Dear children,

Today we are going to write a note.

#### (1) Answer

1. Do you write notes?
2. Why do you write notes?
3. When you write notes?

#### (2) Match

- Look at the format of the note and put the correct number in the box.

	Date (1)
Name of the Receiver (2)	
Body of the note (3)	
Name of the sender (4)	

Nimali	<input type="checkbox"/>
10.05.2021	<input type="checkbox"/>
Dear Kasuni	<input type="checkbox"/>
We are going to see the stage drama "Maname" tomorrow. Bring Rs. 200 for the ticket	<input type="checkbox"/>

#### What is a Note?

- A personal piece of writing.
- A short-written message.
- Written to friends, relatives or to someone you know.
- **NOT** a letter.

#### Important Facts

- Date is **NOT** compulsory.
  - Salutation is **NOT** compulsory.
  - Use informal language.
  - Simple and clear.
  - To the point.
  - Can use contracted forms.
  - **AVOID** complementary close.
- } Body of the note

#### (3) Read and Write.

Read the following advertisement and complete the given note.



**SUPER STORE SALE**



**Handbags, Shoes, Belts and many more wear ....**

Come to superstore and get **50%** discount



**15<sup>th</sup> and 16<sup>th</sup> May 2021**

**8.30 am to 8.30 pm**



At No.08, Tissa Road, Tangalle

10.05.2021

Sureni,

There is a good news. There'll be a (1) ..... at  
(2) ....., Tangalle. You can buy handbags  
(3) ..... and ..... . You will get a 50%  
(4) ..... . It will be held on (5) ..... from  
8.30 am to (6) ..... . Call me for more details.

Denudi.

**(4) Write**

**You received the following note from your friend.**

20.04.2021

Ruwani,

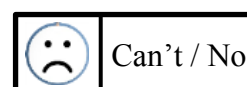
I am happy to hear that you have selected to the school netball team this year. Congratulation! I hope to visit you soon with my sister. Please let me know when I can visit you.

Janaki.

- Write a reply. Use about 40 – 50 words. Include following.
  - Thanks for your friend.
  - Suggested date for visit.
  - Request him to come with his younger sister.
  - Wish him success in his studies.

Dear students,

Circle the matching face.



1. I know the format of a note.



2. Now I can write a note to a friend.



## Lesson No. 20

### Let's write a poem.

Dear students,

Today, you are going to write a poem.

**(1) Read the following poem and fill in the blanks using the given words.**

#### A Strange World

What a strange (1) world  
If (2) ..... went to school!  
And boys and girls,  
Spent all day  
Swimming in the (3) .....  
How strange if (4) .....  
Could walk and talk,  
And (5) ..... could  
Dance and sing.  
How strange if (6)  
..... could fly,  
Oh! What a funny thing.



elephants  
pool  
flowers  
world  
fish  
trees



**(2) Fill in the blanks with the correct repetitions and write the poem.**

#### The Colours

What is pink? A rose is pink.

By the fountain's brink.

What is \_\_\_\_\_? A poppy's red.

In its barley bed.

\_\_\_\_\_ blue? The sky is \_\_\_\_\_

Where the clouds flutter through.

\_\_\_\_\_ ? A swan is white.

Sailing in the light.

\_\_\_\_\_ yellow? Pears are \_\_\_\_\_

Rich and ripe and mellow.

Poems give rhythm.  
Rhythm is made when  
you repeat.

\_\_\_\_\_ violet? Clouds are \_\_\_\_\_

In the summer twilight.

What is orange? Why, an



Just an orange!





**-Christina Rosetti-**

**(3) Complete the following poem using the given words**

<b>Little Robot</b>	
I'm a little robot, Wires make me talk.	
.....	(Repeat the 1 <sup>st</sup> line)
Wires make me .....	(walk)
.....	(Repeat the 1 <sup>st</sup> line)
Wires make my .....	(knees)
.....	(Repeat the 1 <sup>st</sup> line)
.....	(do my tasks)

Dear children,

Circle the matching face  Can / Yes  Can't / No

(1) I learnt how to complete a poem using the given words or clues.		
(2) I can write a simple poem on a given theme		

## Lesson No. 21

### Let's describe people.



Hello students, today you are going to write a paragraph about a famous Sri Lankan writer.

Do you like to read books? yes/no

What is your favourite book?.....

Name some Sri Lankan writers.....

**Martin Wickramasinghe** is a popular Sri Lankan writer. Let's see some information about him.



\*born in Koggala in 1890

\*passed away in 1976

\*formal education from Buonavista College, Galle

\*first novel – “Leela” (1914)

\*famous books- Kaliyugaya, Yuganthaya, Viragaya, Karuwala Gedara

\*showed the culture and life style of Sri Lankans





\*children's novel- Madol Doova

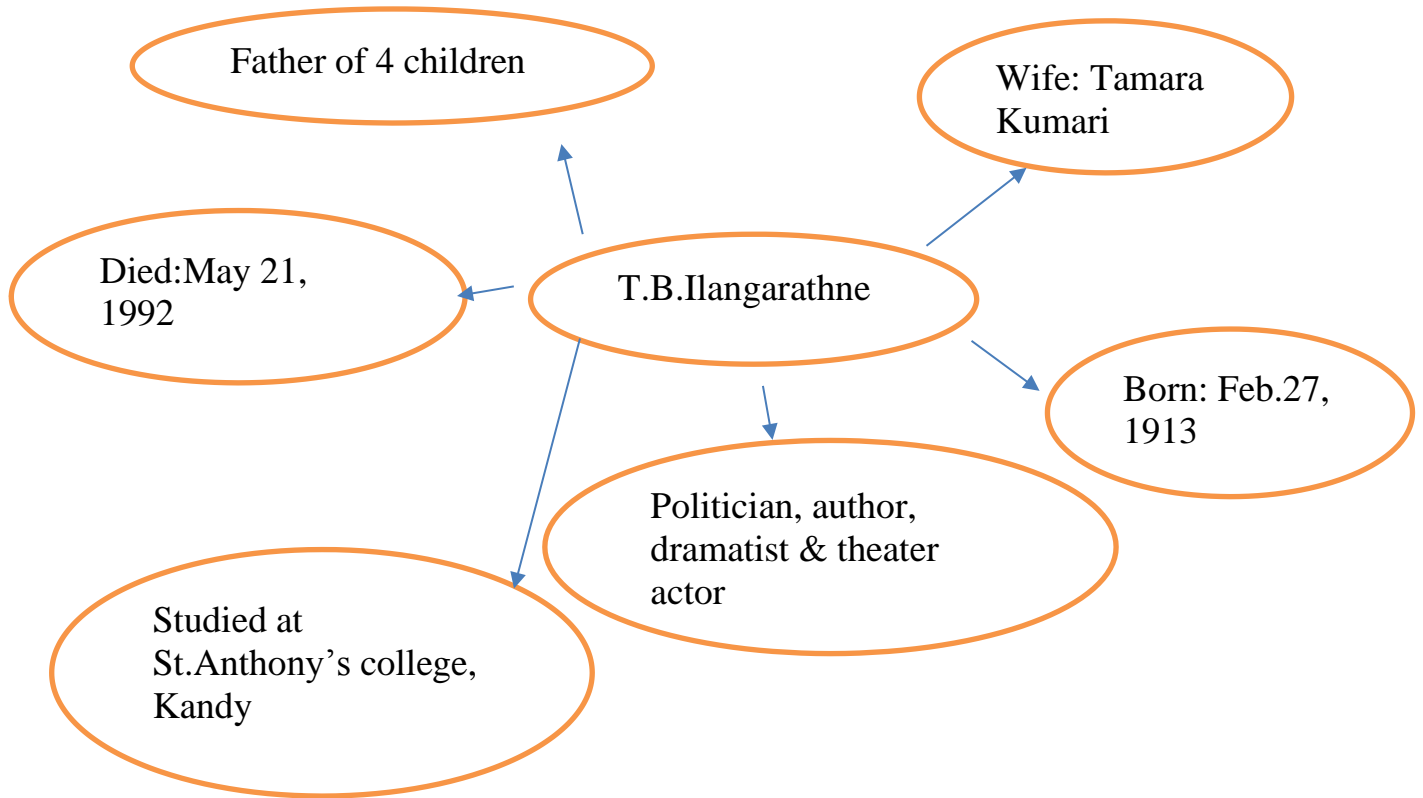
### (01) Shall we write a paragraph with given information?

Martin Wickramasinghe was a famous writer in Sri Lanka. He was born in Koggala in 1890. He started his education from the village temple. Then, he went to Buonavista College in Galle to start his formal education. His first novel was “Leela”. It was published in 1924. Gamperaliya, Kaliyugaya, Yuganthaya and Wiragaya are some of his popular novels. He wrote children's novels too. “Madol Doova” is an interesting novel for children even today. Through the novels, he showed the culture and life style of Sri Lankans. This great writer passed away in 1976.

### (02) Let's write a similar paragraph on another writer

#### T.B. Ilangarathne





.....

.....

.....

.....

.....

.....

.....

.....

.....

.....

**Dear students, circle the matching star.**

 YES

 NO

✦ I learnt about two writers.



✦ Now, I can write a short paragraph about a person.



## Lesson No. 22

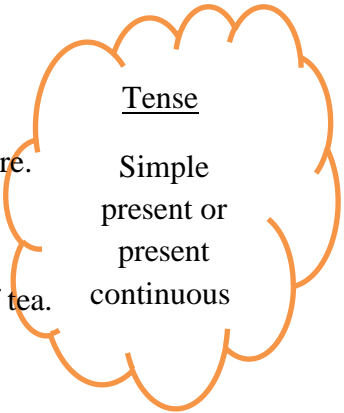
### Let's describe pictures.

Today you are going to learn, how to describe a picture. Can you remember you described pictures in grade 6, 7, 8 and 9?


Let's study the given example;



1. This is a picture of a living room.
2. There are five people in this picture.
3. Evan is reading a newspaper.
4. Grandma Sue is drinking a cup of tea.
5. The baby is playing with a ball.



### (01) Mark “√” or “X”



1. This is a picture of a zoo (.....)
2. There are 4 people in this picture (.....)
3. There is a pond (.....)
4. There is a tree (.....)
5. Some boys are playing cricket (.....)

### (02) Answer the questions



1. What vehicles can you see here?.....
2. Where are the people?.....
3. Why is a man running?.....
- .....

**(03) Fill in the blanks with the given words. There is an extra word.**



- food
- aprons
- children
- spoons
- eating
- person
- dining
- chairs

This is a picture of i).....room. There are five ii)..... and a lady. All the children are sitting and iii)..... They are wearing iv)..... There are plates, forks and v).....on the table. The lady is serving vi)..... to the children. There is another vii).....having meal over their table.

**(04) Study the picture and fill in the blanks. Use only one word in each blank**



This is a picture of a kitchen. There are (1)..... people in the picture. The man is washing (2)..... There is a (3)..... sleeping on the floor. The old (4)..... and the little (5)..... are watching the others at work.

Dear students,

**Circle the matching face**



Can/Yes



Can't/No

1.I know how to write simple sentences.



2.Now I can describe a picture.





## Lesson No. 23

### Let's use question words to get information.

Here, you are going to learn how to use question words to get information. You have learnt WH questions in your earlier grades.



Let's see examples;



- **How many** books did you buy? Three
- **Who** is that man? He is our English teacher.
- **Whose** book is this? It's Shan's
- **Why** are they laughing? Because they're watching a comedy.
- **Where** is Piyal? He's over there.
- **What** did you give Nimali for her birthday? A book.
- **How often** does she visit you? Three times a month.
- **When** did you see him? Last Friday.
- **Which** colour do you like most? Red

#### (01) Make questions using "When, How, Who, What, Why"

Ex:- Kamal is in the classroom – **Where** is Kamal?

01	They wanted to see <b>Grandmother</b> .	..... did they want to see?
02	She paid <b>Rs.1500.00</b>	.....much did she pay?
03	We had <b>noodles</b> for dinner.	.....did you have for dinner?
04	I played tennis <b>last week</b> .	.....did you play tennis?
05	I don't eat chicken, I'm a <b>vegetarian</b> .	..... don't you eat chicken?

#### (02) Rearrange the words and make questions.

1. ( is/Where/school?/your)

.....

2. (she/When/paint/the house?/did)

.....

3. (Why/she/eat / sweets?/doesn't)

.....

4. (What/is/her/name?)

.....

5. (are/Why/you/angry/with me?)

.....

**(03) Match “A” with “B”**

A

B

1. How do you go to the temple?

With my mother

2. What is this?

It is on the table

3. Where is the pen?

It is a story book.

4. With whom do you go the temple?

On foot

**(04) Form questions for the given answers**

1).....?

I live in Matara.

2).....?

My best friend is Sithuli.

3).....?

My favourite subject is English.

4).....?

Because cakes are tasty.

5).....?

My birthday is on Monday.

**Dear students,**

**Circle the matching face**



Can/Yes



Can't/No

1.I know how to use WH questions in a sentence.



2.Now I can do the activities which related to question words.



## Lesson No. 24

Let's write simple dialogues.



(01) What do you like to eat in the canteen?

Rice and curry

Bread

Sandwiches

String hoppers



Hoppers

Rotti

Noodles

Buns



Read the given example and complete the blanks

Example: - I like to eat rice and curry.



1) I like to eat.....

2) I like to eat.....

3) I like to eat.....

4) I like to eat.....



5) I like to eat.....



### (02) Practice the dialogue

Waiter : Hello, Good morning sir !

Customer : Good morning !

Waiter : How can I help you sir ?

Customer : I would like to have an egg hopper and four plain hoppers.

Waiter : Would you like something to drink?

Customer : May I have a cup of tea with little ginger, please?

Waiter : Certainly, anything else?

Customer : No, thank you.

Waiter : Ok sir. Just a few minutes.

### (03) Shall we write a similar dialogue?

Imagine that it happens when you go to a restaurant and you want to order sandwiches with a cup of coffee.

Waiter: Hello, can I help you?

You : .....

Waiter: .....

You : .....

Waiter : .....

You : .....

Waiter : .....

You : .....

Waiter : .....

You : I really enjoyed. Thank you!

Waiter : You're welcome. Come again please.



Dear students,

Circle the matching face 😊 can/ yes

☹️ can't/ no

(1) I learnt names of some food items



(2) Now I can write a simple dialogue



## Lesson No. 25

### Let's describe future events and actions.

Dear students, today you are going to describe future events and actions.



What are you going to  
do next week?



I am going to visit my  
grandparents.

### (01) Let's learn to how to describe future events.

You can use the following different structures to describe future events.

Simple Future Tense (Simple predictions)			
Subject + will + Verb			
I			
We	shall/ shall not	finish	The assignment tomorrow.
You			
They			
He	will/won't	go to the library	next week.
She			
it			

(Definite plan or arrangement in near future)			
Subject + be verb + going to + verb stem			
I	am		
We	are	going to/not going to	sit for my O/L exam
You			
They			
He	is		
She			
it			

Future Continuous Tense (an action in progress in the future)			
Subject + be verb + ing			
I			
We	will be/won't be	meeting a doctor	next week.
You			
They			
He			
She			
it			

**(03) Let's describe some future events and actions.**



I **will win** the first place.




My sister **will clean** her room next Sunday.



My mother **will be decorating** a cake tomorrow.



Construction of my house **will be completed** soon



My friend **won't** complete her project next week.  
My friend **won't be completing** her project next week.

**(04) Make Simple future and Future continuous sentences.**

Example: We/ fly/ kites/at the evening.

- a. We will fly kites in the evening.
- b. We will be flying kites in the evening.

1. We/celebrate/ Vesak Festival.

.....  
.....

2. They/ sing /tonight.

.....  
.....

3. Father/ arrive/at 5'clock.

.....  
.....

4. He/travel/around the world.

.....  
.....

5. I/improve/my skills.

.....  
.....

Dear students,

Circle the matching face 😊 can/ yes      😞 can't/ no

(1) I learnt to describe future events and actions. 😊    😞

(2) Now I can write simple sentences.                      😊    😞

## Lesson No. 26

### Let's make a simple telephone conversation.

Dear students, today we are going to make a simple telephone conversation.

Telephone conversations can be formal or informal.

#### (01) Common phrases for Telephone conversations


Formal	Informal
Good morning!	Who is calling, please? Is.....there?
This is.....speaking	I can't hear you very well.
Could I speak to .....please?	Just a minute/ wait a minute.
I'm trying to contact.....	Okay, wait a moment please.
How can I help you?	Hold on please. / if you don't mind, I can pass your message
Can I leave a message please?	Bye.
Thank you for calling.	

- Here, two friends are talking about their examination. Do loud reading.



Hello Amal, How do you do?


I 'm fine, thank you Ridmi. It seems that you are not well.



Actually I'm worrying about my examination. What about you?




Well, I am doing my studies well.



How do you get ready for difficult subjects?



I spend more time on them, as well I work according to a time-table





I think I too should plan my work

Surely. I forgot to tell you, do you listen to Ruhunu Gurugedara radio lessons?



Yes they are very useful

I'm trying my best to get 9 A s



I believe you can, good bye, will ring you again.



Ridmi study hard, you also can get good results. Bye for now.



### (02) Let's complete the following telephone conversation

One of your friends invited you to a *Pirith* Ceremony.

Anusha : Hello, may I speak to Supipi please.

Supipi : .....

Anusha : I'm fine. Thank you. I want to tell you something.

Supipi : .....

Anusha : We are going to hold a *pirith* ceremony tomorrow.

Anusha : .....

Supipi: Definitely we will come Anusha. At what time will it start?

Anusha : .....

Supipi : Ok, we will be at your place before 7'clock. Thank you for inviting us.

Anusha : .....

Supipi : Bye dear.

I would like to invite you and your family for it.

Around 7'clock in the evening.

What is it?

See you tomorrow. Bye

Yes speaking. How are you Anusha?

Dear students,

Circle the matching face 😊 can/ yes     😞 can't/ no

(1) I learnt phrases in a telephone conversation 😊     😞

(2) Now I can build up a conversation 😊     😞