

# **SELF LEARNING PACK**



**Grade 10**

**Term 2**

**SOUTHERN PROVINCE**

- Mr. Nimal Dissanayake - Provincial Director of Education (Southern)  
Provincial Guidance & Supervision
- Mrs. Shanthi Senevirathna - Additional Provincial Director of Education (Southern)  
Provincial Guidance & Supervision
- Mr. Lakmina D Karunanayake - Assistant Director of Education (English)  
Provincial Coordinator - Planning and Coordinating
- Mrs. A.L.A.S.Champika - Assistant Director of Education (English)- Tangalle-  
Academic Guidance & Zonal Supervision

### **Panel of Editors**

- Mr. Ananda Gamage - In Service Advisor-Tangalle
- Mr. Ashoka Thilakarathne - In Service Advisor-Tangalle
- Ms. Kumudu Ediriweera - In Service Advisor-Tangalle
- Ms. Gayathri Andrahennadi - Coordinator, RESC-Tangalle
- Ms. Wasana Egodage - Teacher-In-Charge, RESC-Tangalle

### **Panel of Writers**

- Ms. H.M.Kushani Iranka -Teacher, H/Binkama M.V.
- Ms. W.L.S.Weerasinghe -Teacher, H/Dabarella M.V.
- Miss. K.M.C.Kumari -Teacher, H/Thalawa M.V.
- Miss. V.B.A.Dinushika -Teacher, H/Kambussawala M.V.
- Miss. Biyanka Pathirana -Teacher, H/Beliatta M.V.
- Ms. B.Sapna Siriwardhana -Teacher, H/Ruhunu Vijayaba N.S.
- Ms. M.L.A.T.Shashikala -Teacher, H/Nalagama Sinhala K.V.
- Ms. Nadeeshani Ranasinghe -Teacher, H/Ranna M.V.
- Ms. Deepali Sathischandra -Teacher, H/Puwakdandawa Dhammapala B.V.
- Ms. Indunie Krishanthi -Teacher, H/Puwakdandawa Dhammapala B.V.
- Ms. Nadeeka Abeygunasekara -Teacher, H/Puwakdandawa Dhammapala B.V.
- Ms. Pasansi Ilangange -Teacher, H/Puwakdandawa Dhammapala B.V.
- Ms. M.A.Zihara -Teacher, H/Nalagama Sinhala K.V.
- Mr. Darshana Andrahennadi -Teacher, H/Beliatta M.V.
- Miss. E.W.P.A.Dhanushika -Teacher, H/Ranna M.V.
- Ms. P.H. Swarnaseeli -Teacher, H/Marakolliya K.V.

## CONTENTS

Lesson	Page
01. Let's pronounce English sentences with silent letters.	1
02. Let's use exclamation marks appropriately.	3
03. Let's learn synonyms and antonyms.	5
04. Let's learn singulars and plurals of nouns.	7
05. Let's describe people by using adjectives.	9
06. Let's find specific information from advertisements.	11
07. Let's transfer information.	13
08. Let's read and respond to simple poems.	15
09. Let's read a simple folk story.	17
10. Let's learn to extract the general idea of a text.	19
11. Let's guess the meaning.	21
12. Let's organize texts.	23
13. Present Perfect Tense - Passive Voice	25
14. Present Perfect Continuous Tense (Positive/Negative/Question)	27
15. Let's use adjectives appropriately.	29
16. Let's use prepositions appropriately.	31
17. Let's join sentences.	33
18. Let's learn adverbs of manner.	35
19. Let's write short descriptions of places.	37
20. Let's write a letter to a friend.	39
21. Let's write instructions.	41
22. Let's write a story.	43
23. Let's write an official letter.	45
24. Let's write compositions.	47
25. Let's describe objects.	49
26. Let's learn about a famous tourist destination in Sri Lanka.	51
27. Let's describe past events and actions.	53
28. Let's use question words to get information.	55
29. Let's write a simple formal telephone conversation.	57

## Lesson No. 01

Let's pronounce English sentences with silent letters.

Dear students, read the given sentences.



Do you  
know how to  
be honest?




I like to  
climb  
knuckles.

Don't  
whistle in  
this hour.

My psycho  
knowledge is  
poor.

In this lesson, you will be able to pronounce English sentences properly with silent letters.

Let's see some examples;

<p><b>Silent l</b></p> <p>talk salmon balm</p>	<p><b>Silent t</b></p> <p>listen castle whistle</p> 	<p><b>Silent b</b></p> <p>doubt thumb climb</p> 
<p><b>Silent n</b></p> <p>column autumn damn</p> 	<p><b>Silent g</b></p> <p>design campaign</p>	<p><b>Silent p</b></p> <p>psychology receipt cupboard</p>


**Silent h**  
**honest**  
**hour**  
**echo**

**Silent k**  
**knife**  
**knowledge**  
**knuckle**



Remember:  
 Silent letters,  
 Write ✓  
 Pronounce X

(01) Fill in the blanks with silent letters and pronounce them.





... <b>k</b> ...nife	thum.....	ca.....f
ta..... <b>k</b>	.....nock	whis.....le
wa..... <b>k</b>	clim.....	cha..... <b>k</b>
lis.....en	.....nee	com.....



(02) Find the correct word and read the sentences.



- Every night we take a ....walk.... along the beach with the dog.
- We visited a ..... in Saudi Arabia that was high up in a hill.
- I want to save lots of money so I won't have any .....
- I ..... my hair every morning before I go to school.
- Be careful when you ..... up the hill at the park.

clim**b**  
 cast**le**  
 comb**b**  
 deb**t**  
 walk

Dear students,  
 Circle the matching face

 **Can/Yes**       **Can't/No**

1. I know how to pronounce English sentences with silent letters.  

2. Now, I can write some words with silent letters.  


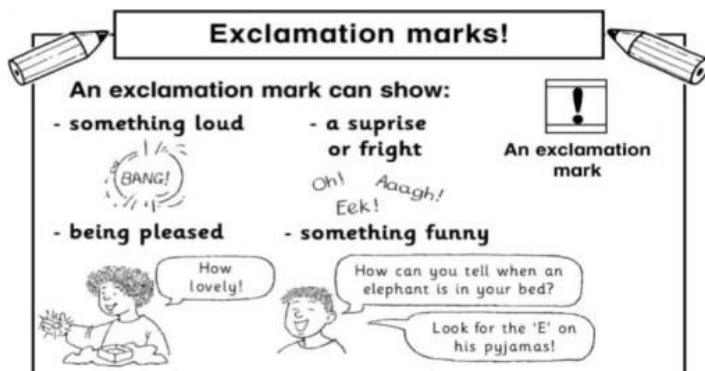
## Lesson No. 02

Let's use exclamation marks appropriately.

Dear students,

In this lesson, you are going to learn the “**exclamation mark**”, which is a punctuation mark.

(01) Let's see some examples.



Wow! You look beautiful



Ouch! My foot!



Get well soon!



Look out! A car is coming



Happy New Year!



What a beautiful gift!



**(02) Rewrite the sentences using exclamation marks.**

1. Help She shouted

Help! She shouted.  
.....

2. My deepest sympathies

.....

3. Good night

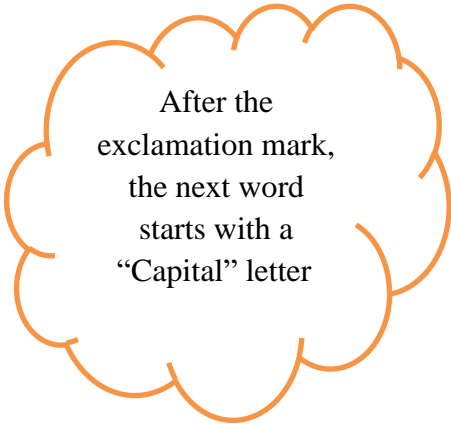
.....

4. Hello Is anybody there

.....

5. Hurraah Our team won the game

.....



**(03) Put the exclamation mark in the correct place.**

Roshan :- Wow! What a nice surprise to see you here.

Gihan :- Hello Roshan did you come to see the exhibition?

Roshan :- Yes, of course I've been eagerly waiting.

Gihan :- I can't believe my eyes.

Roshan :- Ouch My foot somebody trampled my foot.

Gihan :- Take it easy You'll be all right.

Roshan :- Look There is a model of the solar system.

Gihan :- Wonderful

Dear students,  
Circle the matching face



**Can/Yes**



**Can't/No**

1. I know how to use an exclamation mark.

2. Now, I can put exclamation marks in sentences.



## Lesson No. 03

### Let's learn synonyms and antonyms.

Dear students, today we are going to learn synonyms and antonyms.

#### (01) Let's learn some synonyms (similar words)



#### (02) Circle the similar words.

1. fast	shoe	quick	sky
2. afraid	zoo	lion	scared
3. over	right	under	above
4. make	jump	loud	build
5. yell	whisper	shout	tell

#### (03) Let's learn some antonyms (opposite words).







off on



big small



laugh cry



quiet loud

**(04) Select and write opposite words.**

careful, ~~pretty~~, night, timid, cold, close, crooked, end, negative, foreign

- |                            |                      |
|----------------------------|----------------------|
| 1. Ugly - .....pretty..... | 6. Morning - .....   |
| 2. Open - .....            | 7. Brave - .....     |
| 3. Start - .....           | 8. Positive - .....  |
| 4. Local - .....           | 9. Careless- .....   |
| 5. Hot - .....             | 10. Straight - ..... |

**(05) Fill in the blanks with given antonyms in the box.**

- I took the .....sharp.....(dull) pencil from my pencil box.
- The .....(fat) cat climbs up the tree.
- I won the .....(last) place.
- I have .....(found) my bag.
- She looks.....(older).
- Turn .....(left) at the traffic light.
- The bag is .....(heavy).
- It is a .....(small) house.
- The baby is .....(awake).
- Please put your hands .....(up).

light	lost	thin	<del>sharp</del>	down
first	younger	big	asleep	right

Dear students,

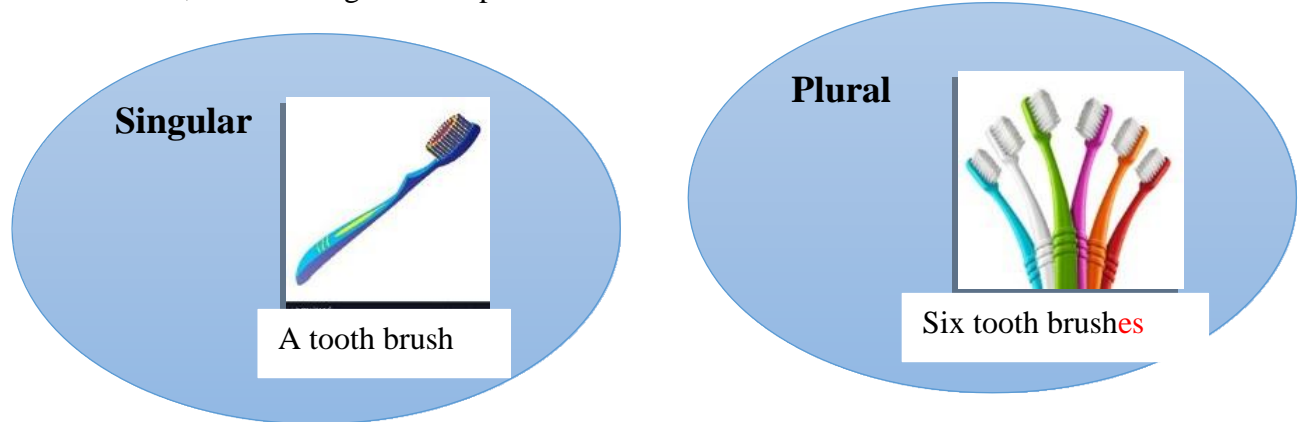
Circle the matching face 😊 can/ yes ☹️ can't/ no

- (1) I learnt some synonyms and antonyms. 😊 ☹️
- (2) Now, I familiar with synonyms and antonyms. 😊 ☹️



## Lesson No. 04



### Let's learn singulars and plurals of nouns.

Dear students, look at the given two pictures



#### (01) Let us study the given table

Singular nouns	Plural nouns
† Regular nouns -car -dog	† Adding "s" -cars -dogs
† Nouns ending with s,-ch,-sh,-x,-z -bus -watch -dish -box -quiz 	† Adding "es" -buses -watches -dishes -boxes -quizzes 
† Nouns ending with f/fe -leaf -wife	† Remove "f/ fe " and adding" ves" -leaves -wives
† Nouns ending with vowel + y -toy -boy	† Adding "s" -toys -boys
† Nouns ending with consonant + y -city -baby	† Remove "y" and adding "ies" -cities -babies

† Nouns ending with vowel + o <b>-radio</b> <b>-video</b>	† Adding “s” <b>-radios</b> <b>-videos</b>
† Nouns ending with consonant + o <b>-tomato</b> <b>-potato</b>	† Adding “es” <b>-tomatoes</b> <b>-potatoes</b>
† Irregular nouns <b>-man</b> <b>-child</b> <b>-foot</b> <b>-tooth</b> <b>-mouse</b> 	† Form their plurals as follows <b>-men</b> <b>-children</b> <b>-feet</b> <b>-teeth</b> <b>-mice</b> 

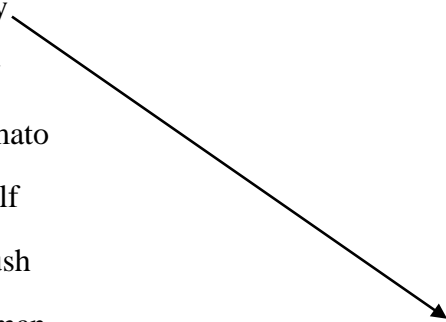
**(02) Match with the plural forms**

**Singular**

city  
toy  
tomato  
wolf  
brush  
woman

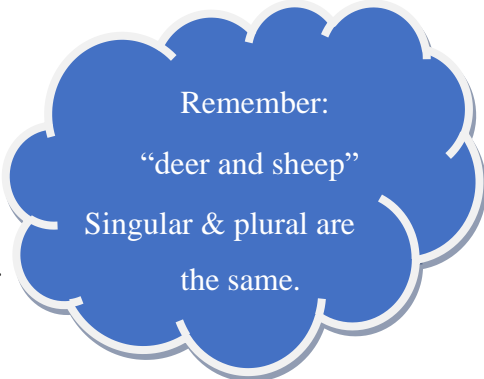
**Plural**

tomatoes  
brushes  
wolves  
women  
toys  
cities







**(03) Fill the blanks with the plural nouns**



1. I saw three..... (mouse) under the cupboard.
2. The police arrested two..... (thief) yesterday.
3. There are many beautiful..... (lady) in the party.
4. All the ..... (child) should obey their parents.
5. I saw some .....(sheep) near the hill.



Dear students,

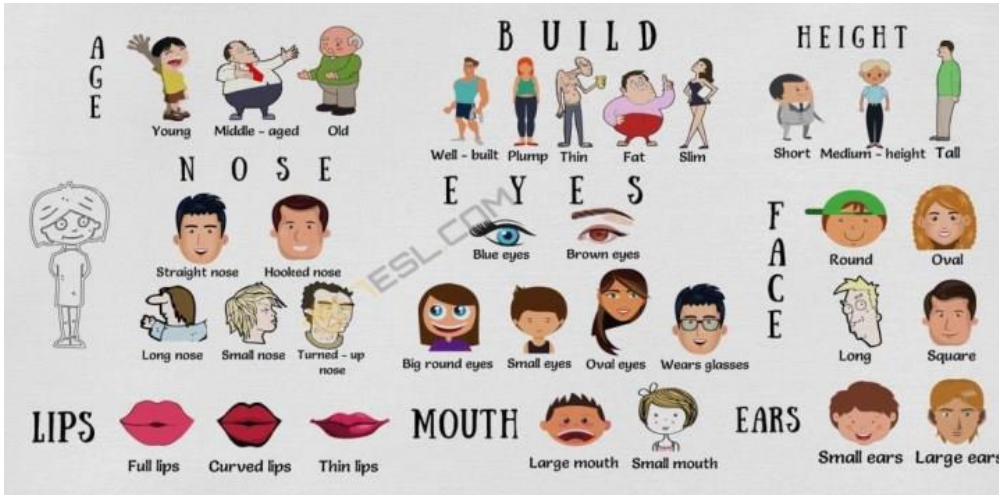
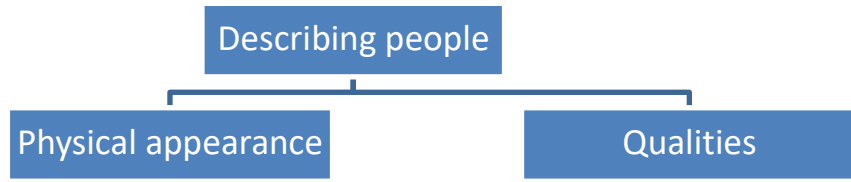
Circle the matching face. Can/ Yes  Can't/ No 

(1) Now, I know the common rules of forming plurals.  

(2) Now, I can form plurals of nouns accurately.  


## Lesson No. 05

Let's describe people by using adjectives.



Character Development Table	
Good	Bad
Courteous	Impolite
Determined	Unsure
Friendly	Unfriendly
Hard-working	Lazy
Humble	Proud
Generous	Selfish
Punctual	Late
Respectful	Rude
Brave	Coward
Loyal	Rebellious
Perseveres	Gives up easily
Considerate	Inconsiderate
Honest	Dishonest
Kind	Mean
Sincere	Insincere

**01. Complete the sentences to describe the following people.**



Kamala
Ananda
Pubudu
Nirmala
Sumudu

honest
brave
generous
helpful
respectful ⇐

Qualities

Eg: Saman has a round face and curly hair.

He is a very helpful person.

1. Kamala has ..... hair and .....face. she is a ..... girl.
2. Ananda has a ..... head with a ..... . He is a ..... man.
3. Pubudu has a ..... and ..... shoulders. He is ..... to the others.
4. Nirmala is ..... in complexion. She is ..... helpful to others.
5. Sumudu has ..... hair. She is very ..... woman.

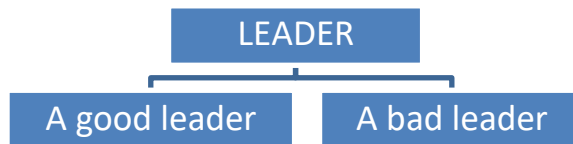
**02. Complete the sentences using the adjectives in the box. The first one is done for you.**

lazy    generous    shy    independent    moody    hard working

1. My best friend is really ...generous      She often gives me presents for holidays.
2. Kitty is a very ..... cat because he never wakes up before 9 a.m.
3. Sometimes I feel good but sometimes I feel sad. My parents say that I am .....
4. My younger brother never lets me help him; he wants to be an ..... person.
5. Pathma doesn't feel ok when she gives presentations in the meetings. She is a bit .....
6. I usually study a lot before the tests, and my ..... effort helped me to get the best results.

**03. Your friend wants to apply for the post of prefect. Use the words and phrases in the box and write them under the correct column, to explain the leadership qualities to him.**



Jealous helpful selfish caring moody impartial shy hardworking nimble  
carefree encouraging irresponsible







- |         |         |
|---------|---------|
| 1. .... | 1.....  |
| 2. .... | 2. .... |
| 3. .... | 3. .... |
| 4. .... | 4. .... |
| 5. .... | 5. .... |
| 6. .... | 6. .... |

**Now write a small paragraph about leadership qualities.**

Dear students,

Circle the matching face  can/yes  can't/no

1. I learnt to describe people according to their physical appearance.  
2. I learnt to describe people according to their qualities.  

## Lesson No. 06

### Let's find specific information from advertisements.

Dear students,



Do you read advertisements?



Why do people put advertisements in magazines and newspapers?

- Study the following advertisements

**Diploma course in computer studies**  
specially designed for beginners.

**Duration – 18 weeks**

**Theory – 72 hours**

**Computer practice 50 hours**

Weekdays evening or weekend classes.

Course fee: 5000 Rupees

Please contact Sayuri: 07774565432 for further information.



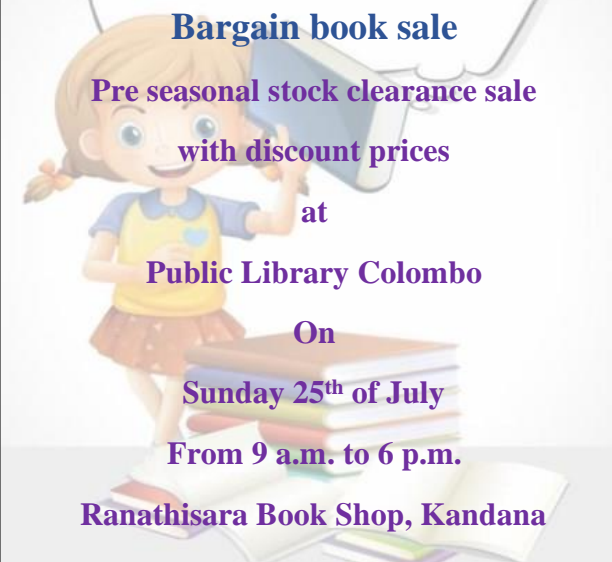
ABC Computer Academy,  
Rahula Road, Matara.

- I. What is this advertisement about?
  - About a Diploma course in computer studies.
- II. What is the duration of the course?
  - Duration – 18 weeks.
- III. When are the classes held?
  - On weekdays evening or weekends.
- IV. How much is the course fee?
  - 5000 Rupees
- V. What is the address of the academy given in the advertisement?
  - ABC Computer Academy, Rahula Road, Matara.

**(01) Read the following check list. What type of information you could find from the above advertisement? Underline**

- Name of the course
- Course content
- Names of the teachers/lecturers who conduct it
- Duration of the course
- Facilities available in the academy
- Course fee

**(02) Read the following advertisement and answer the questions**




**Bargain book sale**  
**Pre seasonal stock clearance sale**  
**with discount prices**  
**at**  
**Public Library Colombo**  
**On**  
**Sunday 25<sup>th</sup> of July**  
**From 9 a.m. to 6 p.m.**  
**Ranathisara Book Shop, Kandana**

- 1) What is this notice about?  
.....
- 2) Where will it be held?  
.....
- 3) When this will be held?  
.....
- 4) At what time does the sale begin?  
.....
- 5) Who organizes/ conducts this sale?  
.....

**(03) Read the following advertisement and answer the questions**

Account assistants seek an experienced accounts clerk for immediate employment in a leading company. AAT Chartered part 1 qualified individuals with 1- or 2-year experience as account clerks should apply. Salary Rs. 15000/-call 07775467843



- 1) What is the post of vacancy mentioned in this advertisement?  
.....
- 2) What are the required qualifications for the post?  
.....
- 3) How many years of experience are needed for the post?  
.....
- 4) How much is the salary?  
.....
- 5) What is the contact number mentioned in this advertisement?  
.....

Dear students,

Circle the matching face. Can/ Yes 😊 Can't/ No ☹️

- Now, I know how to extract important information from an advertisement. 😊 ☹️
- Now, I can find important information from a given advertisement. 😊 ☹️

## Lesson No. 07

### Let's transfer information.

Dear children,

- Here is a dialogue between Sarala and Anusha.

Sarala : Hi Anusha! We will go on a trip this weekend.  
Anusha : Wow! Where will you go?  
Sarala : We hope to visit Galle Fortress. Do you like to join with us?  
Anusha : Yes sure! I haven't been to Galle  
Sarala : We will leave home at about 6 o'clock on Sunday morning.  
Anusha : What about our breakfast?  
Sarala : We will buy some breads and mother is going to make coconut sambal.  
Anusha : So, see you on Sunday.



- Let's write a summary.



### Summary

Sarala and Anusha are talking about a trip. They are going to visit Galle Fortress on Sunday. They will leave home at 6 a.m. they will eat bread with coconut sambal for their breakfast.


### (01) Read the paragraph and fill in the blanks

#### A visit to the zoo

Visiting the zoo is an interesting experience. Last Saturday I went to Dehiwala zoo with my parents. We went there by van. My father bought tickets and we entered from the gate happily. Ducks and swans were swimming in the ponds on both sides of the road. We saw lions, elephants, deer, zebras and many more rare animals. We saw different kinds of monkeys, gorillas and chimpanzees in their cages.

There were different kinds of birds like peacocks, parrots and pigeons. I wanted to feed them, but it was not allowed. After going around the zoo, we came out and sat under a tree to have our lunch. Visiting the zoo is an amazing experience for me.





Summary

I visited the zoo, in i).....Dehiwala..... with the ii).....We went by a iii)..... Some animals I saw in the zoo are lions, elephants, iv)..... and zebras. Some birds like peacocks, v)..... and pigeons were there. I could not feed the animals because it was not vi).....

**(02) Study the programme and complete the summary.**

**Annual Prize Giving – programme**

- 9.15 a.m. :- Lighting the traditional oil lamp
- 9.30 a.m. :- Welcome speech by the principal
- 10.00 a.m. :- Welcome dance by grade ten students
- 10.15 a.m. :- A Drama – 1<sup>st</sup> place
- 10.50 a.m. :- Address by the chief guest
- 11.10 a.m. :- Recitation
- 11.15 a.m. :- Awarding certificates and the prizes
- 11.30 a.m. :- Vote of thanks by the secretary of the Literary Association.
- 11.35 a.m. :- National Anthem

Summary

The prize giving ceremony will be started at i) ...9.15 a.m.... and the welcome speech will be done by the ii)..... The winning iii).....will be staged at 10.15 p.m. The vote of thanks will be delivered by the iv).....of the v)..... association. The programme will be ended after singing the National Anthem.



Dear students,

Circle the matching face      can/ yes      😊      can't/ no      😞

(1) I can read and understand given texts.      😊      😞

(2) I can transfer information into other forms.      😊      😞

## Lesson No. 08

### Let's read and respond to simple poems.

Dear children, today you are going to learn more about poems.



We learned some important points in the 1<sup>st</sup> term.

#### My missing shoe

I looked for you by the front door,  
Under my bed, on the bathroom floor,  
Near the back stairs, in the drawer with my socks,  
Next to the table, and out in the sandbox.  
My mother is calling me, and I'm calling you,  
Where have you gone, my missing shoe?

By Kate Miller-Wilson

2. What is the title of the poem?  
.....
3. Write rhyming words for the given words.
  - i. Door
  - ii. Socks
  - iii. You
4. Who is the poet?  
.....
5. Write opposite words from the poem.
  - i. Behind
  - ii. Found



Yes, Let' check our knowledge again.

#### (01) Answer.

1. Read the poem and mark True or False.

Where is the shoe?	√	X
1. looked <u>under</u> the poet's bed	√	
2. looked <u>in</u> the cupboard		
3. looked <u>near</u> the table		
4. looked <u>on</u> the table		
5. looked <u>by</u> the front door		



#### Road Safety

We see kids in front of every school  
Waving their arms like robots  
At the traffic  
They look silly utterly stupid  
With jacket that glow like

Glow worms in the bright sunlight  
 Few people heed them or the traffic  
 Policemen at their side  
 What's the purpose they all say  
 People die when they have to die,  
 "Do these children think they can stop it?"

**(02) Write 'T' if the sentence is True, write 'F' if the sentence is False.**







1. We see people in front of the school. ( )
2. They wave their hands like robots. ( )
3. Children are wearing jackets. ( )
4. Their jackets glow like Glow worms. ( )
5. Traffic Policemen are not at their side. ( )

**(03) Answer**

1. What is the name of the poem?  
 .....
2. Who wave their arms like robots?  
 .....
3. What is the word given for children in the first line?  
 .....
4. Where can you see these children?  
 .....
5. Write two adjectives that describe these children.  
 01)..... 02) .....

Dear students,

Circle the matching face  can/ yes  can't/ no

- |   |   |  |
|---|---|--|
| (1) I can answer questions.               |  |  |
| (2) I can mark the sentences true /false. |  |  |
| (3) Now, I can find answers easily.       |  |  |

## Lesson No. 09

### Let's read a simple folk story.

Dear students,

- Have you heard about Andare? Here is an interesting story about him.

#### Andare, the Royal comedian

In ancient times, there was a comedian in the palace. His name was Andare and his duty was to tell funny stories to keep the king smiling. In that period there was a paddy competition to select the Best Farmer. One day, a farmer came to the castle to meet the King and made a complain. According to him, there was a big stone in the middle of his paddy field, so he couldn't grow paddy for the competition. The King ordered the royal men to remove it. Nobody could move it. Andare agreed to remove it. He gave some conditions. He asked to live one month wealthy and healthy as a King. So the king granted his request and provided facilities to spend a luxurious life.



After one month people gathered to see his superhuman work. While everyone was watching, he asked four strong men to lift the stone and put it on his back. As he can throw it away. Then the king asked, “You have promised to move the stone! And why you are not doing it by yourself?” Andare replied, “Yes what I promised is to relocate the stone and I will do it if someone lifts the stone and puts it on my back”. Everyone laughed, however, King himself was a bit angry about his action but forgave him since he did not contradict what he said early.

#### (01) Can you match the meanings


- |               |                                 |
|---------------|---------------------------------|
| 1. Ancient    | Place where king and queen live |
| 2. Comedian   | Stories about old incidents     |
| 3. Palace     | Historical                      |
| 4. Superhuman | A joker                         |
| 5. Folk story | Heroic                          |

**(02) Write short answers**





1. What was Andare's duty?.....
2. Why did the farmer come to the palace?.....
3. Where was the big stone?.....
4. Who agreed to remove the stone?.....
5. Why did people gather?.....

**(03) Arrange the story**

- a) At last, Andare was correct but the king was a bit angry. ( )
- b) Since nobody agreed, Andare agreed to remove the stone with some conditions. ( )
- c) Once upon a time, there was a man called Andare and he worked in the royal palace. (1 )
- d) He was a comedian and one day a farmer came to the palace to complain about a stone that lied in his paddy field. ( )
- e) King ordered his men to remove the stone but nobody could. ( )
- f) After one month all gathered to see how Andare remove the stone and Andare used a trick to cheat people. ( )



**Find and read these interesting folk tales of Andare**



Dear students,

Circle the matching face



Can/Yes



Can't/No

1. I learnt a folk tale.



2. Now, I can read and understand folk tales.



## Lesson No. 10

### Let's learn to extract the general idea of a text.

Dear students,

- Do you like to read a Chinese folk tale?

#### A Chinese folk tale

A long time ago, people who lived in China knew that a strange, amazing beast called an elephant lived in a faraway land, but no one had ever seen one. One day, a ruler came to see



the Emperor of China. He brought a gift, and that gift was a real, live elephant!

No one in China had seen an animal like it. As soon as the royal guest left, it was all at court talked about it.

“This elephant is bigger than a water buffalo!” said one mandarin.

“Are you kidding?” said the second.

“It’s bigger than a rhino!”

“You must be joking,” said the third.

“This elephant is bigger than TWO rhinos!”

One day the Emperor said to his mandarins,

“I want to know how much this amazing elephant weighs. Who can tell me how to weigh it?”  
“I can!” said the first mandarin, who used to be a merchant. “We will just put it on a scale.”  
“Not likely,” said the Emperor. “There is no scale that could hold the weight of an elephant without breaking.”

#### (01) Mark True (T) or False (F)

- Chinese had not seen an elephant before (T)
- The ruler gave a real elephant as a present ( )
- The emperor knew the weight of the elephant ( )
- They are going to put the elephant on a scale ( )
- The emperor was very happy about the first mandarin’s idea. ( )

“I can tell you!” said the second mandarin, who used to be a tailor. He said, “We will measure the elephant.”

“No,” said the Emperor with a sigh. “Even if you measured all the different parts of an elephant, you would still not know how much it weighs.”

“I can tell you!” said the third mandarin, who used to be a baker. “We will cut up the elephant and cook it. Then we will know.”

“We will surely NOT do that!” roared the Emperor. “Is there NO ONE who can tell me how to weigh the elephant?”

Then a small voice said, “I can.”

All eyes turned to the voice. It was the Emperor’s son!

“Son!” said the Emperor. “You should be in bed.”

**(02) Underline the correct answer**

- a. The first mandarin was a (sailor/merchant/tailor)
- b. The third mandarin suggested to (cut/measure/put in a scale) the elephant
- c. The emperor was (happy/sad/angry) about the decisions of three mandarins.
- d. Emperor's (brother/daughter/son) had an idea.
- e. The three mandarins had (great/foolish/ somewhat good) ideas.

“But I know how,” said the boy. “And we won’t need to cook it first.”  
“Very well,” said the Emperor with a smile. “Tell me how to weigh the elephant.”  
The boy described what to do.

Here is what the boy said. “You put the elephant in a big boat on the water and take the boat out of the water. Draw a line on the side of the boat where it meets the water, at the watermark. Then bring the boat back to shore and take the elephant off the boat. Put rocks on the boat, one by one. When the boat sinks to the same watermark line it had when the elephant was in it, bring the boat to shore again. Take out the rocks and weigh them, one by one. That is how you can tell how much the elephant weighs!”





"Wonderful! Wonderful!" shouted everyone.  
“It will work!” called out the first mandarin.  
“What a clever plan!” said the second.  
“Who knew this child would know?” said the third.  
And the fame of Emperor's son spread far and wide.



**(03) Complete**



rocks/ watermark/boat/ shore/ elephant/sink

The boy said to put the elephant in a big i).....boat.....and send it to the shore. Thereafter draw the ii)..... when the elephant is about to iii)..... Next, he said to put some iv) ..... one by one into the boat. When the weight of the rocks comes to the same watermark line, can take the boat to the v) ..... back. At last, it can weigh the rocks and decide the weight of the vi) .....

Dear students,

Circle the matching face      can/ yes       can't/ no 

1. I learnt an interesting story.            

2. I can read and understand simple stories.            

## Lesson No. 11

### Let's guess the meaning.

Dear students, there are two situations. Study them carefully

- Some students are playing in the classroom



Monitor

“Hey, boys! The teacher is coming”.

What does the monitor want to happen?

Stop playing.

or

Welcome the teacher

- It is a very cold day. All the windows are open.



Gayan

“It is very cold here”.

What does Gayan want to happen?

Someone to close the windows.

or

The windows remain open.



**(01) Underline the word that is the nearest in meaning**

1. Sri Lanka is well-known for its **flora & fauna**.
  - i. tea & rubber
  - ii. gems & minerals
  - iii. plants and animal life
2. Sri Lanka is always famous for **precious stones**.
  - i. gold
  - ii. gems
  - iii. granite
3. Rice is grown in Sri Lanka for **home** consumption.
  - i. local use
  - ii. export
  - iii. free
4. The temperature **ranges** between 20<sup>o</sup> to 30<sup>o</sup> Celsius.
  - i. changes
  - ii. turns
  - iii. varies



**(02) Read the conversation and underline**

A:- When did this happen?  
B:- Yesterday. I was playing football and I fell down.  
A:- Can you move it at all?  
B:- Only a little.  
A:- Can you walk on it?  
B:- No. It hurts too much.  
A:- I think we'll have to take an x-ray.  
B:- Will I be able to play in the game tomorrow?  
A:- I'm afraid not.



1. Where are these people?  
(in the school/in the playground/in a hospital)
2. Who are they?  
(doctor and patient/principal and student/teacher and boy)
3. What are they talking about?

(football match/accident/a ball)

Dear students,

Circle the matching face 😊 can/yes      ☹️ Can't/no

- 1) I learnt to guess the meaning.      😊 ☹️
- 2) Now, I can guess the meaning of given texts.      😊 ☹️

## Lesson No. 12

### Let's organize texts.

Dear students,



Can you remember we arranged the order of making a vesak lantern and a fruit salad?

### How to make a plain tea?

1. First, take some boiled water.



2. Then add tea leaves and leave it for few seconds.



3. Next add enough sugar and stir well



4. Now you can enjoy a tasty plain tea.



### (01) Given below are some jumbled sentences of a letter. Shall we re-arrange it?

- Rozan Perera, No. 18, Sea Street, Dehiwala. 29<sup>th</sup> March 2021
- The Principal, The Oxford English College, 234, Hilton Road, Colombo.
- Dear sir,  
I saw your advertisement for English classes in the 'English Today' magazine. I want to improve my pronunciation by joining this course. Could you please send me more information about your course?  
I look forward to hearing from you.
- Yours faithfully, Rozan Perera

The Principal,  
The Oxford English College,  
234,  
Hilton Road, Colombo.



Yours faithfully,  
Rozan Perera

**(02)Rearrange the story. Write the correct number in the box**

- Suddenly, the big tree saw a wood cutter coming towards it.
- All the animals were happy at last.
- When the roaring tiger came near the wood cutter, he was scared and ran away.
- The huge tree said “Thank you” to his friends.
- Once upon a time there was a huge tree in a forest.
- When the wood cutter came near the tree, all the animals jumped on the wood cutter.
- That tree had many friends like rabbit, a bird, a bear, and a tiger.
- The tree asked the friends to run.
- Then they hid inside the leaves of the tree.
- But no one ran.



Dear students,

Circle the matching face



Can/Yes



Can't/No

1. I learnt to organize different types of texts.
2. Now, I can organize different types of texts.

## Lesson No. 13

### Present Perfect Tense - Passive Voice

Dear students,

#### 1. Look at the pictures and read the sentences.



Trees have been cut down.



The house has been painted.



The garden has been cleaned.



The trees have been pruned.

#### Note

We use Present Perfect Tense,

- For an action started in the past and continues to the present.
- When we are talking about our experience up to the present.

	<b>Subject</b>	<b>Verb</b>	<b>Object</b>
<b>Active Voice</b>	The secretary	has written	the notice
<b>Passive Voice</b>	The notice	has been written	by the secretary

**Subject + has / have + been + verb (past participle)**

## 2. Complete.

**Principal:** Have you organized any special event this year?

**Secretary:** Yes, sir. An English Day has been organized by the members.

**Principal:** Who has given you the idea and guidance?

**Secretary:** The idea and guidance have ..... to us by the teacher of English.

**Principal:** Have you fixed a date for the event?

**Secretary:** No, sir. A date ..... yet.

**Principal:** Have you selected the items for the event?

**Secretary:** Yes, sir. A lot of items ..... but we have to get the approval of our teachers.

**Principal:** Have you sent an invitation to the chief guest?

**Secretary:** We have decided to invite the Director of English as the Chief Guest. But, the invitation ..... yet.

## 3. Make Questions. (Present Perfect)

Questions form:

Has/have + ..... + been + past participle?

1. the hall / decorate  
Has the hall been decorated?
2. the flowers / arrange
3. the floor / polished
4. the garden / clean
5. the furniture / arrange

Circle the matching face



can/yes



can't/ no

(1) I have learnt Present Perfect Passive form.



(2) Now, I can construct simple sentences and questions



In present perfect (passive voice).

## Lesson No. 14

### Present Perfect Continuous Tense (Positive/Negative/Question)

Dear students, today you are going to learn present perfect continuous tense.

- Study the examples
1. Mr.Perera is very tired. He **has been working** all day.
  2. Ruwan's hands are dirty. He **has been repairing** the car.
  3. The ground is wet. It **has been raining** for a long time.
  4. There are no buses. We **have been waiting** for two hours.

#### Note:

#### **Present Perfect Continuous Tense**

##### **Positive:**

**Subject + have / has + been + V + ing**

★**They have been learning English for 2 years.**

##### **Negative:**

**Subject + have / has + not + been + V +ing**

★**They have not been learning English for 2 years.**

##### **Question:**

**Have / has + Subject + been + V + ing**

★**Have they been learning English for 2 years?**

#### **Usage**

Express long actions that started almost in the past and continue until now.



★ I have been living in Ireland for 4 years.

Express recent actions that have clear evidence or results now.



★ Her eyes are red because she has been crying all evening.

#### **Examples**

Affirmative or positive sentence: shows existence

Negative sentence: doesn't show existence

Interrogative or question sentence: shows a question

## 2. Make meaningful sentences. (Present Perfect Continuous)

- My hands are dirty. I / paint / the wall.  
● I have been painting the wall.
- Her eyes are swollen. She / cry / for two hours.
- Malith feels tired. He / do / homework / all day.
- Sanath is a good cricket player. He / play / cricket / since he was ten.
- Ruwan is my bestfriend. We / live / in the same street.

## 3. Make questions.

- You are out of breath. You / run  
**Have you been** running?
- His clothes are dirty. he/ play
- It is still raining. it / rain / for a time long time
- She is a teacher. How long / she/ teach
- She is still reading. How long / she / read

## 4. Complete

<u>Affirmative</u>	<u>Negative</u>	<u>Interrogative</u>
1. She has been watching television for two hours.		
2.	We have not been teaching for a long time.	
3.		Has it been thundering the whole night?

**Dear students,**

**Circle the matching face**



**can/yes**



**can't/no**

1. I have learnt Present Perfect Continuous Tense.



2. I can make simple sentences in Present Perfect Continuous Tense.



## Lesson No. 15

### Let's use adjectives appropriately.

Dear students,

Today you are going to learn how to use adjectives appropriately to describe nouns. You have learnt this in your previous classes too.

Let's see an example;

An **adjective** is a word that describes a noun such as person, place, thing or idea. An adjective can tell;

<u>Colour</u> black blue green	<u>Size</u> big small little	<u>Shape</u> oval round square	<u>Taste</u> bitter sour sweet
<u>Odour</u> flower fresh salty	<u>Sound</u> quite loud pleasant	<u>Number</u> few many fifty	<u>Weather</u> clear dry windy

### 01. Complete the story of “The good girl and The naughty girl” using given words.

Lazy	polite	good	loud	calm	respectful
Cheeky	intelligent	rude	well-mannered	active	honest
Abrasive	careless	kind	naughty		



Neha and Rosy are .....good..... friends. They go to the same school. They are both very ..... pupils although they differ in characters. Neha is ..... and..... to others. She is very ..... and ..... girl. She is ..... to her teachers. She is an..... and an ..... pupil. Rosy, on the other hand is very ..... She is ..... and..... in the classroom. Sometimes she is ..... to her classmates. She is also ..... to boys at school. Generally, Rosy is a ..... and ..... pupil.



**02. Fill in the blanks with the correct adjective.**

interesting	boring	absent	angry
	expensive	weak	

1. Jurassic Park is an ..... film.
2. The principal was very ..... because many students were ..... from school.
3. Most of the students are ..... at mathematics.
4. Travelling by air is faster but more ..... than travelling by sea.
5. Some people think that cricket matches are ..... and never watch them.

**03. Write a brief description about “My Class Teacher” using given adjectives. You can add more adjectives you have learnt.**

(kind, active, generous, lovely, dedicative, courageous)

My class teacher
.....
.....
.....
.....
.....

**Dear students,**  
**Circle the matching face**



Can/Yes



Can't/No

1. I know how to use adjectives.



2. Now, I can do the activities related to nouns and adjectives.



## Lesson No. 16

### Let's use prepositions appropriately.

Dear students,

What are the prepositions that you already know?

on/ in/ under/ near/  
between/ from/to.....

#### (01) Let's learn new prepositions.

##### During

Refers to when something happens over some time.

Ex: I went to the canteen during the interval



##### Upon

This has the same meaning as "on" but it is more formal.

Ex: They built their new home upon a big rock.



##### Beyond

Refers when something is further away in the distance than another thing.

Ex: The parking area is just beyond the trees



##### Before

Refers to something that happens earlier than a particular time or event mentioned.

Ex: Let's wash our hands before we take the meals.



##### After

Refers to something that happens after a particular date/time or event.

Ex: I was sad after everyone left the house.





**Against**

Refers to opposing or disagreeing with someone or something.

Ex: Let's fight **against** COVID-19.

**(02) Underline the correct answer.**

- I. He carefully placed the flower vase ..... (before, upon) the table.
- II. He was asleep ..... (during, after ) the lesson.
- III. I lost my watch ..... (beyond, during) the interval.
- IV. My house is ..... (upon, beyond) that bridge.
- V. Think twice..... (after, before) you do it.
- VI. You must speak out .....(beyond, against) the injustice.
- VII. We can have dinner.....(before, after) taking a bath.

**(03) Complete the sentences with one of the prepositions.**


*during, against, before, after, upon, beyond*

- 1. Do not go .....against..... your parents' advice.
- 2. Switch off the lights .....finishing your homework.
- 3. We went to Kandy.....the last vacation.
- 4. Country's future depends.....the quality of education of its people.
- 5. We saw a light.....the river.
- 6. Set the alarm clock.....you go to bed.
- 7. Put your socks.....your shoes.
- 8. We went on a trip.....the summer.

**(04) Use a word to complete the paragraph**

When I was standing i)...at..... (between/at/during) the bus halt, an old woman came ii).....(to/in/near) me. She asked iii)..... (on/about/for) something to eat. Since I had nothing, I looked iv)..... (In/before/around) the place. But all the shops were closed v).....(at/in/beyond)that time. At last, I gave her some money and asked

her to buy something vi).....(after/before/in) opening the shops. She smiled innocently. I felt happy vi).....(by/when/while) it.



Dear students,

Circle the matching face. Can/ Yes



Can't/ No



(1) I have learnt some new prepositions from this lesson.



(2) Now, I can use them appropriately in a sentence.



## Lesson No. 17

### Let's join sentences.

Dear students,

Today you are going to learn how to join sentences using conjunctions.  
while, although, even though, though, in spite of, whenever.

#### 1) Read and Answer.

‡ Although it rained a lot, we could go there.

‡ We could go there although it rained a lot.

- While I was waiting at the bus stop, an old lady crossed the road.
- An old lady crossed the road while I was waiting at the bus stop.

Even though they have a lot of money, they don't want to buy a new car.  
They don't want to buy a new car even though they have a lot of money.

- Though I don't usually drink tea, I have had 2 cups today.
- I have had 2 cups of tea today though I don't usually drink tea.

✦ In spite of the pain in his leg, he completed the marathon.

✦ He completed the marathon in spite of the pain in his leg.

- Whenever someone walks by our home, our dog barks.
- Our dog barks whenever someone walks by our home.

- I. List out the bold underlined words.
- II. Can we name the above list as Conjunctions? ( Yes / No )
- III. Are they used to join sentences? ( Yes / No )

#### 2) Underline the suitable Conjunction.

- I. The people were listening eagerly while the president was speaking. ( although / while / though )
- II. \_\_\_\_\_ she is beautiful, she is not intelligent. ( In spite of / Though / While )
- III. John cleaned the table \_\_\_\_\_ his mother did the dishes. ( though / even though / while )

- IV. \_\_\_\_\_ Rajan was sick, he went to work. ( although / whenever / while )
- V. I like to visit Hakgala gardens \_\_\_\_\_ I go to Nuwara Eliya. ( although / whenever / though )
- VI. \_\_\_\_\_ the bad weather, we went on a picnic. ( While / Whenever / In spite of )
- VII. We couldn't win the game \_\_\_\_\_ we played well. ( whenever / even though / while )
- VIII. He is very unhappy \_\_\_\_\_ he is very rich. ( while / in spite of / although )

### 3) Join the following pairs of sentences.

- i. I was reading a book. ( while )  
The power failure occurred.  
Eg: While I was reading a book, the power failure occurred/ The power failure occurred while I was reading a book.
- ii. She went to work. (although )  
She did not want to go.  
\_\_\_\_\_
- iii. She was very tired. ( even though )  
She decided to go out.  
\_\_\_\_\_
- iv. It rained a lot. ( though )  
We enjoyed the picnic.  
\_\_\_\_\_
- v. She buys carrot and pumpkin. ( whenever )  
She goes to the market.  
\_\_\_\_\_
- vi. I like eating hoppers. ( while )  
My sister likes eating rice.  
\_\_\_\_\_

Dear students,

Circle the matching face.



can/yes



can't/ no

(1) I can select suitable conjunctions for given situations.

(2) Now, I can join sentences using the above conjunctions.



## Lesson No. 18

### Let's learn adverbs of manner.

Dear students,

Today you are going to complete a story using picture clues and words.

quickly/ slowly/loudly/quietly/beautifully/happily

#### (1) Fill



One day, a thief .....crawled into a house.



Then he entered a room so .....**quietly**.....



There was a girl drawing a picture .....

There was nothing valuable in that room, so the thief went to the next room.



There was a baby inside the room playing with toys .....




Seeing the thief the baby started crying .....





That alarmed his parents, so the thief had to escape .....


The words given in the above box are called adverbs. They describe verbs.


**(2) Underline the most suitable adverb, and complete the sentences**


1. It's raining.....heavily..... (heavily)/lightly) 

2. The snail is moving.....(fast/slowly) 


3. The man is talking .....(softly/loudly) 

4. The hare is running..... (quickly/slowly) 

5. The girl is smiling.....(boringly/happily) 

6. The river is flowing ..... ( beautifully/roughly) 

**(3) Study the picture story with adverbs. Fill in the blanks.**



—                        

It was a fine day. The **sun** was shining (1).....**brightly**..... A **girl** was eating an ice cream (2)..... At that time she saw her **grandfather** was crossing the road (3)..... At the same time a **car** was coming towards him (4).....The **traffic police officer** cried (5).....for him to stop, but the driver couldn't stop the car. Soon grandfather was taken to the hospital. The **little girl** ran to the hospital (6)..... Somehow doctors could save her grandfather. So they both were happy in the end.

- Now you have learnt adverbs similar in meaning.

**(4) Write 10 sentences using the adverbs you learnt.**

Dear students,

Circle the matching faces      😊 can/yes      ☹️ can't/no

(1)I learnt 10 adverbs.      😊 ☹️

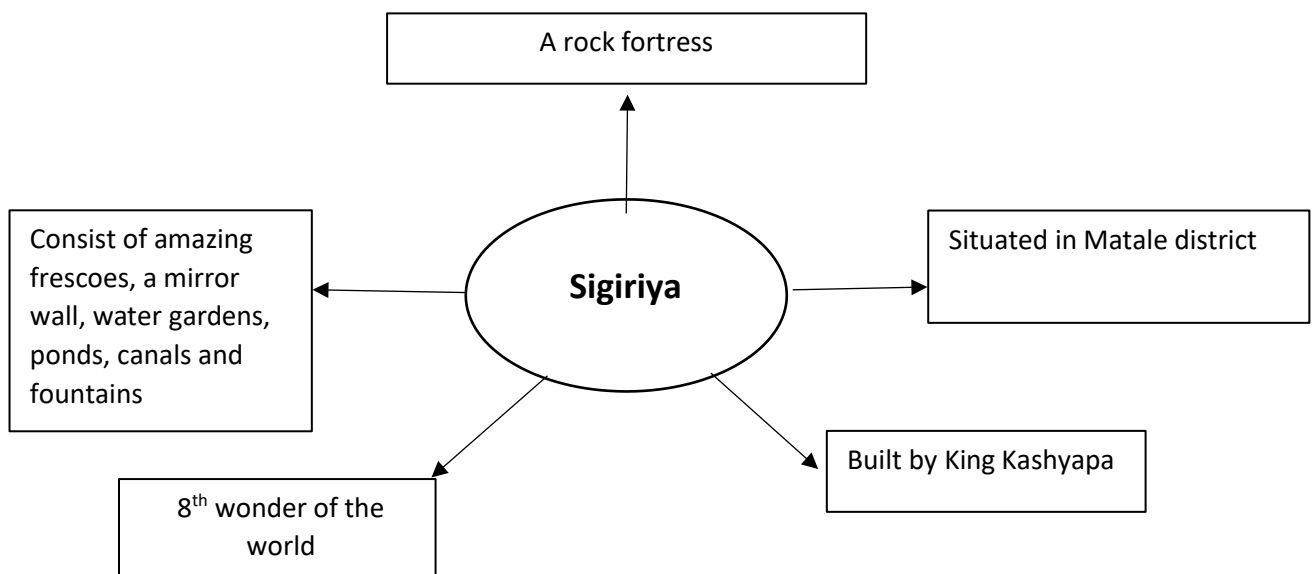
(2)Now, I can use them in simple sentences.      😊 ☹️

## Lesson No. 19

### Let's write short descriptions of places.

Dear students,

1. Answer
  - i) Do you like to travel?
  - ii) What are your favourite tourist destinations in Sri Lanka?
  - iii) Why do you like them?
2. First let's create a mind map of a famous tourist attraction in Sri Lanka.



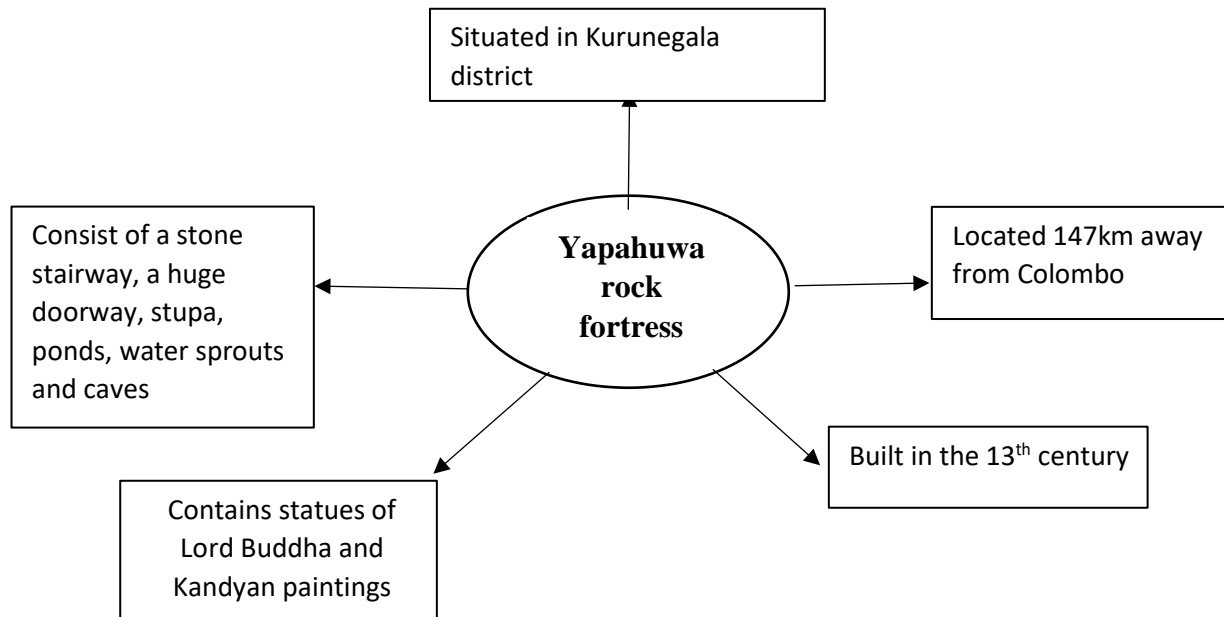
- Let's write a simple paragraph about Sigiriya by using this information.

### **Sigiriya**

Sigiriya is one of the most popular tourist attractions in Sri Lanka. It is situated in Matale district. It is a rock fortress that was built by King Kashyapa. It was named the eighth wonder of the world. A mirror wall, colourful frescoes, water gardens, ponds, canals and fountains can be seen in this wonderful rock fortress.



3. Let's write a similar paragraph about the Yapahuwa rock fortress by using the given details in the following mind map.



- Now you can write a simple paragraph about this amazing rock fortress ☐

**Yapahuwa rock fortress**

4. Now select any of your favourite tourist destination from the following list.

- First construct a mind map using its details.
- Then write a simple paragraph on that using those details.

- |                            |  |
|----------------------------|--|
| <b>-Yala national park</b> | <b>-Lipton's seat</b>                    |
| <b>-Horton Plains</b>      | <b>-Temple of the sacred tooth relic</b> |
| <b>-Pidurangala rock</b>   | <b>-Ruwanweliseya</b>                    |
| <b>-Adam's peak</b>        | <b>-Galle Dutch Fort</b>                 |

Dear students,

Circle the matching face. Can/ Yes 😊 Can't/ No ☹️

- (1) Now, I know how to build up short descriptions about places. 😊 ☹️
- (2) Now, I can write descriptions about places. 😊 ☹️

## Lesson No. 20

### Let's write a letter to a friend.

Dear students,

Today you are going to write personal letters or informal letters



You write personal letters/informal letters, to your **friends, relatives and family members**

- Study the format of a personal letter

Address
Date
Salutation
Body of the letter
Complimentary close
Sender's Name

**(01) Here are some jumbled phrases/sentences of a letter. Can you rearrange?**

1. Your loving friend,
2. How are you? I'm fine. I have online classes these days. Do you have online classes too?
3. No:1/23, Temple Lane, Kudawewa.20<sup>th</sup> December 2020.
4. What are your plans for Christmas? Are you going to make a Christmas tree?
5. Dear Sathika,
6. This Christmas won't be enjoyable since we can't go out.
7. Please write me when you have free time. Give my kind regards to your parents.
8. Matheesha.

- Read the letter from Kevin to Raj

No. 2/5A,  
School Lane,  
Galle.  
31/05/2021

Dear Raj ,

How are you? Hope you are keeping well. How about your mother and father? I'm writing this letter to tell you about a trip. We hope to go to Yala National Park on the 2nd of December. If you like, you can join with us. On our way to Yala, we hope to visit the Dry Zone Botanical Garden and Kataragama too.

Bye for now. Reply me soon

Your friend,  
Kevin.

## (02) Now write a similar letter to a friend

Include:

- You hope to go to Anuradhapura.
- You will visit Sigiriya and Dambulla too.

Dear students,

Circle the matching face  can/yes  Can't/no

1. I know the format of a personal letter.



2. Now I can write personal letters.



## Lesson No. 21

### Let's write instructions.

Dear children,

Today we are going to learn how to write instructions.

- Do you know how to wash your hands correctly?
- I will give you five steps. But, they are not in correct order.

#### (1) Numbering

**Put the correct number to arrange in order.**

- **Rub** your hands for at least 20 seconds. Need time?   
Hum... the 'Happy Birthday' song from beginning to end twice.
- **Wet** your hands with clean, running water.  1
- **Dry** your hands using a clean towel.
- **Rinse** your hands with clean water.
- **Apply** some soap and rub until bubbles come.

Now you know how to wash your hands perfectly.

There are clear instructions.

#### How to write clear instructions,

- Write in present tense
- Use imperative verbs  
(Is an action word that gives a command)
- Imperative verbs can be paired with "don't"

#### We can give instructions about,

- how to do an action
- how to operate something

## 2) Write what they say.

Loot at the symbols and write what they say.

E.g. :



Don't park here



.....



.....



Wear your face mask.



.....



.....

## 3) Write

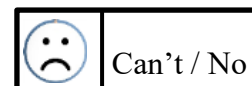
Write 5 instructions that you can display in our classroom.

Eg. Please keep the classroom clean.

1. ....
2. ....
3. ....
4. ....
5. ....

Dear Children,

Circle the matching face.



1. I can use the present tense to write instructions.



2. I can write simple instructions.



## Lesson No. 22

### Let's write a story.

Dear students,  
Today, you are going to write a story.

#### (1) Read and fill in the blanks of the story.



**boat ride/ in charge/ school picnic/  
seaside / sunset/ sun**

The children were on a (1) ...**school picnic**....to the (2) .....  
They were taken on a (3) .....to watch the beautiful (4)  
..... Suddenly one of the children shouted out to the person who  
was (5) .....of the boat, "Let's move closer to the (6) .....  
to watch it better."



- Let's build up a story.

#### (2) Rearrange the sentences and build up the story.

"Are you sure it is only at 9.00 a.m.?" the boy asked in a troubled voice.	
"Yes, not until 9.00 a.m. Why do you want to get in before 9.00 a.m.?" the librarian asked.	
Then the boy replied, "I don't want to get in. I want to get out."	
"9.00 a.m., and why are you calling me in the middle of the night to ask a question like that?" asked the librarian.	
"What time does the library open?" the boy on the phone asked.	1

**(3) Create a story.**



These words/phrases will help you:

Fight	Call parents
Punish	Argue
Principal	Mischievous

You can start like this.

It was a school day. Boys were playing .....



.....





.....

.....

.....

Dear children,

Circle the matching face  Can / Yes  Can't / No

(1) I learnt how to build up a story by filling the blanks and rearranging.		
(2) I can write a simple story using picture clues.		

## Lesson No. 23

### Let's write an official letter.

Dear children,

Today, you are going to write an official letter /a formal letter



You write official letters/formal letters, to your **principal, officer and head of an organization**

- Study the format

1	
2	
3	
4	
5	
6	
7	
8	

1. Sender's Name, address and date
2. Receiver's title and address
3. Salutation
4. Subject/Topic
5. Body (Introduction, Content, Conclusion)
6. Complimentary close
7. Sender's signature
8. Sender's Name

- There are different types of official letters. They are letters of request, letters of complaint, letters of inquiry, letters of invitation, letters of order etc.



**(01) Rearrange the parts of the following request letter**

I need my school leaving certificate to hand over to the University. I am unable to collect the certificate since I am attending an university in Malaysia.

Yours Obediently

(S.K.Vinsithu)

I would be very grateful if you could issue my school leaving certificate to my brother, S.K.Minsithu who is studying in grade 12A at Dhammaloka Vidyalaya.

No.24, Sapumal Avenue, Rajagiriya.

Mr.A.J. Adhikari, The Principal, Dhammaloka Vidyalaya, Nittambuwa.

10th April 2021

Requesting for the school leaving certificate

I left from school in August 2020.

I am a past pupil of Dhammaloka Vidyalaya, Nittambuwa. I am writing this letter to you to request my school leaving certificate.

Thank you

Dear sir,



Vinsithu



**(02) write a letter of request for a sponsorship for your school Health Camp conducted by the Health club. Include the following:-**

- select a good sponsor
- explain the value of your project
- expenses

Dear students,

Circle the matching face  can/yes  Can't/no

1. I know the format of an official letter.  

2. I can write formal letters.  

## Lesson No. 24

### Let's write compositions.

Dear students,



Can you name few famous persons in Sri Lanka?



Do you like to write simple paragraphs about them?

- Read about Kumar Sangakkara, a famous cricketer

### Kumar Sangakkara

-One of the most famous cricketers in Sri Lanka

-Was born: 27th October 1997 in Matale

-Nickname: Sanga

-School: Trinity College, Kandy

-Was a graduate of the University of Colombo

-One of the greatest batsmen in Cricket history

-Has been among the top 3 batsmen in ICC rankings

-In 2019 he was appointed to the role of president of MCC

-gave a great honour to Sri Lanka through his long journey in Cricket

### Kumar Sangakkara

Kumar Sangakkara is one of the most famous cricketer in Sri Lanka. He was born on the 27<sup>th</sup> of October in Matale. His nickname is Sanga. His school was Trinity College, Kandy. He is a graduate of the University of Colombo. He is considered one of the greatest batsmen in Cricket history and he has been among the top 3 batsmen in ICC rankings. In 2019 he was appointed to the role of president of MCC. He gave great honour to Sri Lanka through his long journey in Cricket. He will be forever remembered as a great cricketer in Sri Lanka.



**(01) Read the following information about a popular singer in Sri Lanka and write a paragraph**

**Umaria Sinhawansa**

- A popular Sri Lankan entertainer and a musician
- Was born on the 5<sup>th</sup> of January 1991 in Colombo
- A talented singer since childhood
- All her family members are professional musicians
- Went to Gateway International College
- Obtained a degree in Visual and Performing Arts in 2010
- All her songs released so far have climbed high in music chart shows
- Won many awards as the best singer since 2007



Dear students,

Circle the matching face. Can/ Yes



Can't/ No



I learnt to build up simple paragraphs about famous characters in Sri Lanka.



- I can build up simple paragraphs about famous characters.



## Lesson No. 25


### Let's describe objects.

Dear students, we are going to write few sentences about the book you like to read.

#### (01) Match the authors with the books correctly

† The Adventures of Tom Swayer	* Mark Twain
† Harry Potter	*J.K.Rowling
† Madol Doova	*Kumaratunga Munidasa
† Adventures of Sherlock Holmes	*Martin Wickramasinghe
† Hath Pana	*Sir Arthur Conan Doyle

#### (02) Read the given description on Madol Doova.




Madol Doova is written by the famous Sri Lankan writer Martin Wickramasinghe. It was published in 1947. It has built around the mischievousness of the two main characters, Upali Giniwella and Jinna. Later it describes the efforts has taken by Upali and his friend Jinna to lead their lives on a small deserted island. Jinna starts farming there with the help of Podigamarala, who was a farmer. This famous novel has been translated into several languages, such as English, Tamil, Japanese, Chinese and Russian.

#### (03) Now try to find the meanings for the given words according to the text and underline them.

1. writer (citizen/ author/seller)
2. Character (actor/ story/ villages)
3. Island (boat/land surrounded by water/icy area)
4. Novel (a story book/ news/ action)
5. Famous (sad//well-known/small)

**(04) Read the description on “The book I like to read”**



I have read many books. Among them, the book I prefer to read is “The Famous Five”. It was written by Enid Blyton. The first book was published in 1942. This book was a gift from my mother for my 15<sup>th</sup> birthday. This is a children’s novel. This novel consists of many adventures of a group of young children. The characters are Julian, Dick, Anne and Georgina. The main character is Georgina. She has a dog called “Timmy. The story is very curious. The adventures of these children are really interesting. We can learn many good qualities from this story like courage, unity and kindness.

**(05) Write a similar paragraph about the book you like to read**

The book I prefer to read is.....  
.....  
.....  
.....  
.....  
.....  
.....  
.....  
.....

Dear students, circle the matching star.

YES



NO



(1) I know some famous authors and their books.



(2) I can write a short description of a book.



## Lesson No. 26

Let's learn about a famous tourist destination in Sri Lanka.

(01) Look at the following pictures. Can you identify them?



These are the pictures of Galle. It is a famous tourist destination in Sri Lanka. There are many tourist attractions in this beautiful city.

- ✦ Galle Fort
- ✦ Unawatuna beach
- ✦ Lighthouse
- ✦ Rumassala temple
- ✦ National Maritime museum
- ✦ Harbour

Destination, means a  
place of a journey  
which wanted to  
reach

**(02) Let's collect facts about the city**

- a city on the Southwest Coast in Sri Lanka
- a UNESCO World Heritage site
- Galle Fort – built by Portuguese
- Architectural designs
- Historic monuments
- A lovely beach – surrounded by coconut trees
- Swimming in the sun – sunbeds - taking photos
- Cafes, boutiques, hotels
- Legends related to Rumassala Hill
- Importance of Maritime museum
- Local and foreign tourists
- Foreign income
- Our responsibility – protect this city





**(03) Now, can you write a paragraph about Galle, where you like to visit.**

.....  
.....  
.....  
.....  
.....  
.....  
.....  
.....  
.....  
.....  
.....

**(04) Hope now you can deliver a speech on this topic at the assembly**

Dear students, circle the matching star.

YES   
NO 

- (1) I know a lot of facts about the city of Galle.  
- (2) I can write/speak about my famous tourist destination.  

## Lesson No. 27

### Let's describe past events and actions.

How do we describe past events? To describe past events you should know past tense.

Let's see the examples;

#### Where were they?

 <p>Roy and Carol / at party / an hour ago</p> <p>Roy and Carol <u>were</u> at a party an hour ago.</p>	 <p>The new secretary / at office / two hours ago</p> <p>The new secretary <u>was</u> at the office two hours ago.</p>
 <p>They/ at train station / a short time ago</p> <p>They <u>were</u> at the train station a short time ago.</p>	 <p>Phil / at school / a few minutes ago</p> <p>Ravi <u>was</u> at school a few minutes ago.</p>

#### (01) Choose the correct verb to complete each sentence

1. I'm glad that my mother ..... me how to make string hoppers last Sunday.

(taught, teaches)

2. Father ..... the door two hours ago. (shutted, shut)

3. At first I was angry with my sister, but later I ..... her. (forgives, forgave)

4. We ..... in the sea last Tuesday. (bathed, bath)

5. My brother ..... 2 kilometers, because he missed the bus. (walked, walking)



**(02) Find the past tense for the given verbs and complete the paragraph**

forget	buy	is	drive
go	say	find	put
look for	isn't	turn on	look at

Something terrible happened to me last week. On Monday, I (1) **bought** a lottery ticket at a shopping mall near my home. I (2) ..... the ticket in the pocket of my jacket, and (3) ..... home. Immediately after going home, I went to the bed and (4) ..... about the ticket. On Tuesday morning, I got into my car and (5) ..... to work. On the way to work, I (6) ..... the radio and I heard the announcer of the programme announcing my lottery ticket number. Soon after he (7) ..... my number, I put my hand into my pocket. Oh no! The ticket (8) ..... in my pocket, so I drove back home and (9) ..... the ticket. I (10) ..... the ticket. It was on a table. Finally, I (11) ..... the ticket very carefully. Oh no! I couldn't believe my eyes because it (12) ..... the wrong number! Next time I will be more careful, and maybe I never buy a lottery ticket.

**(03) Turn these sentences to past tense**

- |                               |                                      |
|-------------------------------|--------------------------------------|
| 1. She <b>is</b> a nice girl. | .....She <b>was</b> a nice girl..... |
| 2. Nayana writes a letter.    | .....                                |
| 3. Boys play cricket.         | .....                                |
| 4. I am a student.            | .....                                |
| 5. The parrot eats fruits.    | .....                                |

**Dear students,**

**Circle the matching face**



1.I know how to write past events using the simple past tense.



2.Now, I can fill the blanks using the simple past tense.



## Lesson No. 28

### Let's use question words to get information.

Dear students,

You have studied question words in lesson 23 of the 1<sup>st</sup> term self learning pack. Can you remember them? Let us revise some points.

Let's see some examples;

- |                                     |                            |
|-------------------------------------|----------------------------|
| • <b>What</b> time is it?           | It is five to ten.         |
| • <b>Where</b> is she?              | She is in school.          |
| • <b>How many</b> cats do you have? | I have 10 cats.            |
| • <b>How</b> old are you?           | I am 30 years old.         |
| • <b>Who</b> is he?                 | He is my father.           |
| • <b>How much</b> is this?          | It is five hundred rupees. |
| • <b>Whose</b> pencil is this?      | It is Kasuni's pencil.     |
| • <b>When</b> can we meet?          | Next Monday.               |
| • <b>Which</b> is your car?         | The black car is mine.     |
| • <b>Why</b> don't you join us?     | Because I'm sick today.    |
| • <b>Whom</b> do you want to talk?  | The manager                |



### (01) Read and answer the questions.

This is Hiruni. She is a banker. She is twenty five years old. She lives in Matara and she works in BOC bank. Hiruni's boss is Mr. Fernando. Hiruni works all weekdays. She travels to work by bus. She has two cats and a dog. The cats' names are Pinky and Kitty. The dog's name is Brownny.

1. **What** is Hiruni?  
.....
2. **How** does Hiruni go to work?  
.....
3. **How many** pets does Hiruni have?  
.....
4. **Where** does she live?  
.....
5. **Who** is her boss?  
.....


**(02) Read and choose the correct word.**


How	How many	How often	<del>What</del>	What time
Where	Which	Whom	Whose	Why



- 1).....What..... do you like doing at the weekend?
- 2).....do you live?
- 3).....pairs of shoes do you have?
- 4).....do you sit next to at school?
- 5).....are you learning English? Because it's interesting
- 6).....do you get up in the morning? Six o' clock.
- 7).....do you get homework each week? Every day or only at weekends.
- 8).....do you go to school? By bus
- 9).....clothes do you like wearing most?
- 10).....birthday is in November?

**Dear students,**

**Circle the matching face**

Can/Yes 

Can't/No 

1.I know how to use WH questions in a sentence.  

2.Now, I can read and understand WH questions.  

## Lesson No. 29

### Let's write a simple formal telephone conversation.

Dear students, today we are going to write a formal telephone conversation.

- In lesson no.26 of the 1<sup>st</sup> term self learning pack, you learnt some phrases used in formal telephone conversations.

#### (01) Let's read a simple telephone conversation

Kasuni had a telephone call from the Human Resource branch of ABC Company for an interview.

Woman 1: Hello, Could I speak to Kasuni please?

Woman 2: Yes, speaking

Woman 1: I'm the Human Resource Manager of ABC Company. Can I speak to you now?

Woman 2: Yes, of course.

Woman 1: I have checked your resume and your qualifications are enough for the post you applied.

Woman 2: Thank You, Madam

Woman 1: You have to face an interview next Monday.

Woman 2: Thank You, Madam . At what time and to where should I come?

Woman 1: Please be at 9 o' clock in our head office, in Colombo.

Woman 2: Okay.

Woman 1: Please bring the originals of your all certificates and copy of the resume which you sent us.

Woman 2: Thank you so much, Madam. I will definitely be there on time.

**(02) Let's write.**

- Samali applied for the post of account clerk at DAMRO plantations. After some days she received a telephone call from the company. Can you fill in the missing utterances?

**DAMRO**  
PLANTATIONS

Aglawatte & Pussellawa Plantations, Members of Damro Group of Companies, possess 55,000 acres of tea, rubber & Oil palm palantations in the Nuwara Eliya, Kandy, Ratnapura, Kalatara & Avissawella regions. we seek to recruit suitable candidates for the following positions

Nuwara Eliya, Pussellawa, Mooloya, Avissawella, Padukka, Eheliyagoda, Rathnapura, Nivithigala, Baduraliya, Mathugama

## Accounts Clerks

*Applicants should :* \_\_\_\_\_

- have G.C.E (A/L) qualification in commerce subjects.
- have a qualification in accountancy, similar to AAT
- be computer literate

Having experience in accounting will be an advantage

Receptionist: Can I speak to Samali please?

Samali: Yes, speaking.

Receptionist: I'm speaking from DAMRO plantations. Can I speak to you now?

Samali:.....

Receptionist: Your resume has been checked by our manager and he said your qualifications are enough for the post you applied.

Samali:.....

Receptionist: You have to face an interview next Monday.

Samali:.....

Receptionist: Please be at our head office in Colombo at 9.30 a.m

Samali:.....

Receptionist: Please bring the originals of your all certificates and a copy of the resume which you sent us.

Samali:.....

Dear students,

Circle the matching face 😊 can/ yes      😞 can't/ no

(1) I can read an informal telephone conversation.



(2) Now, I can write a simple telephone conversation.

