


SELF LEARNING PACK



Grade 4

Term 2

SOUTHERN PROVINCE

Mr. Nimal Dissanayake - Provincial Director of Education (Southern)
Provincial Guidance & Supervision

Mrs. Shanthi Senevirathna - Additional Provincial Director of Education
(Southern)-Provincial Guidance & Supervision

Mr. Lakmina D Karunanayake - Assistant Director of Education (English)
Provincial Coordinator - Planning and Coordinating

Mrs. A.L.A.S.Champika- Assistant Director of Education (English) - Tangalle
Zonal Level Guidance & Supervision

Panel of editors

Mrs: G. Andrahennadi: Coordinator, RESC, Tangalle

Mrs: E. Wasana Nadeeshani: Tr-in-Charge, RESC, Tangalle

Panel of writers

1. Ms. M.W.F. Ishka- H/Weerodagama Primary School
2. Ms. Pavithra Wickramaarachchi- H/Aluthwewa Model Primary School
3. Ms. Nadeeshani Weerawarna- H/Aluthwewa Model Primary School
4. Ms. L. Vindani Priyashanthi- H/Netolpitiya Gemunu M.V.
5. Ms. M.P. Naduni Harsha- H/Wakamulla K.V.
6. Ms.Chapa Chandrasekara- H/Tangalle Model Primary School
7. Ms.M.L.A.T. Shashikala- H/Nalagama Sinhala K.V.



Lesson no	Topic	Page numbers
1	Let's say /e/ sound	1-2
2	Let's read a story	3-4
3	Let's write about our helpers	5-6
4	Let's celebrate festivals	7-8
5	Let's learn "when"	9-10
6	Let's greet for festivals	11-12
7	Let's learn festive food	13-14
8	Let's wish our friends	15-16
9	Let's learn "what's happening now"	17-18
10	Let's learn "This" and "These"	19-20
11	Let's go shopping	21-22
12	Let's mark full stop	23-24
13	Let's learn question mark	25-26
14	Let's learn shapes	27-28
15	Let's learn "how many"	29-30
16	Let's learn "how much"	31-32
17	Let's learn the days of the week	33-34
18	Let's learn the months of the year	35-36
19	Let's learn weather words	37-38
20	Let's learn to say the time	39-40

Lesson 1

Let's say /e/ sound

1. Let's sing



egg



bed

the short e song

Where is short e?
Where is short e?
Here I am. Here I am.
I am in a red bed,
jelly eggs and jet sets.
e-e-e e-e-e



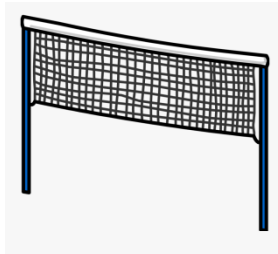
jelly



jet

2. Underline the pictures with "e" sound.





3. Copy the word.



pen

.....



leg

.....



den

.....



bed

.....



ten

.....



hen

.....

4. Underline the word with the short vowel “e” sound.



- | | | | |
|------|-----|------|------------|
| i. | sit | pot | <u>jet</u> |
| ii. | sat | red | yam |
| iii. | tin | ten | bat |
| iv. | nut | net | fat |
| v. | log | leg | pat |
| vi. | zip | bell | cot |

Lesson 2


Let's read a story

1. Read the story using the words in the box for the pictures.

girl doctor cake bed ~~money~~ mangoes

Senuri had some  to spend. She bought six  and a



. She ate it all at once. Then she went to the



with pain.



The  gave her medicine. She was a greedy



Rewrite the story

Senuri had some money to spend.

.....

.....

.....

.....

.....

.....












.....

.....


.....

.....

1. Complete the story

One day the **s u n**  was shining. The **d...g**  was sleeping.
The **c....**  was sleeping too. But the **h...n**  saw a **f...x**. 
“Help! Help!” she cried. The **c...t**  and the **d...g**  hid in a **b.....n** 
The **h...n**  flew into the **h.....t**.  The **f...x**  could not catch them.

2. Match.

- | | |
|------------------------|---------------|
| 1) The sun | a fox |
| 2) The cat and the dog | into the bin |
| 3) The hen saw | were sleeping |
| 4) The hen flew | was shining |
- 

Lesson 3

Let's write about our helpers



doctor



teacher



postman



nurse



farmer



tailor

2. Match A and B



Helper

Work place

- | | |
|-------------|-------------|
| i. Doctor | tailor shop |
| ii. Teacher | post office |
| iii. Farmer | hospital |
| iv. Tailor | school |
| v. Postman | paddy field |

3. Write sentences.

Example: Doctor works in the hospital.

- i. Teacher works
- ii. Farmer
- iii.
- iv.
- v.



Lesson 4

Let's celebrate festivals



Vesak



Deepavali



Ramazan



Sinhala and Tamil New Year



Christmas

1. Name the festivals



...Ramazan.....



.....



.....



.....



.....

2. Match



Vesak




Deepavali



Sinhala & Tamil New Year

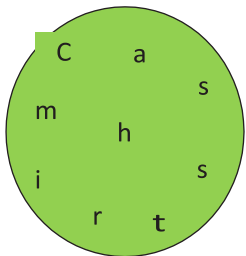


Ramazan

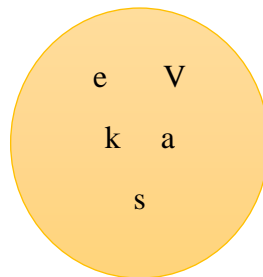


Christmas

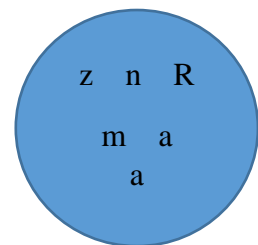
3. Find and write.



Christmas



.....



.....

Lesson 5

Let's learn 'when'

2021

Sinhala &
Tamil New Year

January							February							March							
Mo	Tu	We	Th	Fr	Sa	Su	Mo	Tu	We	Th	Fr	Sa	Su	Mo	Tu	We	Th	Fr	Sa	Su	
					1	2	3	1	2	3	4	5	6	7	1	2	3	4	5	6	7
4	5	6	7	8	9	10	8	9	10	11	12	13	14	8	9	10	11	12	13	14	
11	12	13	14	15	16	17	15	16	17	18	19	20	21	15	16	17	18	19	20	21	
18	19	20	21	22	23	24	22	23	24	25	26	27	28	22	23	24	25	26	27	28	
25	26	27	28	29	30	31								29	30	31					

April							May							June						
Mo	Tu	We	Th	Fr	Sa	Su	Mo	Tu	We	Th	Fr	Sa	Su	Mo	Tu	We	Th	Fr	Sa	Su
				1	2	3	4					1	2						5	6
5	6	7	8	9	10	11	3	4	5	6	7	8	9	7	8	9	10	11	12	13
12	13	14	15	16	17	18	10	11	12	13	14	15	16	14	15	16	17	18	19	20
19	20	21	22	23	24	25	17	18	19	20	21	22	23	21	22	23	24	25	26	27
26	27	28	29	30			24	25	26	27	28	29	30	28	29	30				
							31													

July							August							September							
Mo	Tu	We	Th	Fr	Sa	Su	Mo	Tu	We	Th	Fr	Sa	Su	Mo	Tu	We	Th	Fr	Sa	Su	
				1	2	3	4						1				1	2	3	4	5
5	6	7	8	9	10	11	2	3	4	5	6	7	8	6	7	8	9	10	11	12	
12	13	14	15	16	17	18	9	10	11	12	13	14	15	13	14	15	16	17	18	19	
19	20	21	22	23	24	25	16	17	18	19	20	21	22	20	21	22	23	24	25	26	
26	27	28	29	30	31		23	24	25	26	27	28	29	27	28	29	30				
							30	31													

October							November							December								
Mo	Tu	We	Th	Fr	Sa	Su	Mo	Tu	We	Th	Fr	Sa	Su	Mo	Tu	We	Th	Fr	Sa	Su		
					1	2	3					4	5	6	7						4	5
4	5	6	7	8	9	10	8	9	10	11	12	13	14	6	7	8	9	10	11	12		
11	12	13	14	15	16	17	15	16	17	18	19	20	21	13	14	15	16	17	18	19		
18	19	20	21	22	23	24	22	23	24	25	26	27	28	20	21	22	23	24	25	26		
25	26	27	28	29	30	31	29	30						27	28	29	30	31				

Vesak

Deepavali

Christmas

When is Vesak?



Vesak is in May

1. Write
- When is Deepavali? Deepavali is in.....
 - When is Christmas? Christmas is in
 - When is Sinhala and Tamil New Year? Sinhala and Tamil New Year is in.....

2. Match

When is  ?

Sinhala and Tamil New Year is in April

When is  ?

Deepavali is in November

When is  ?

Vesak is in May

When  ?

Christmas is in December

3. Write.

JANUARY						
M	T	W	T	F	S	S
*	*	*	*	1	2	3
4	5	6	7	8	9	10
11	12	13	14	15	16	17
18	19	20	21	22	23	24
25	26	27	28	29	30	31

14 Thursday - Tamil Thai Pongal Day**†
28 Thursday - Duruthu Full Moon Poya Day*†

MAY						
M	T	W	T	F	S	S
31	*	*	*	*	1	2
3	4	5	6	7	8	9
10	11	12	13	14	15	16
17	18	19	20	21	22	23
24	25	26	27	28	29	30

01 Saturday - May Day**††
14 Friday - Id-Ui-Fitr (Ramazan Festival Day)**†
26 Wednesday - Vesak Full Moon Poya Day*†

When is Thai Pongal?

It is in

When is Ramazan?

It is.....

Lesson 6

Let's greet for festivals

Happy Vesak
Amali!

Happy Vesak Rasini !
Where are you going?



I'm going to the
temple.

What are you
doing?

I'm making a Vesak
lantern

1. Match



Happy Christmas!



Happy Deepavali!



Happy New Year!



Happy Ramazan!

2. Complete

Eg:-

It's Ramazan.

Dasun :- Happy Ramazan , Navaz !

Navaz :- Thank you, Dasun.

It's Christmas.

Rasini:..... Tony!

Tony: Thank you. Rasini.

It's Deepavali.

Tony:..... Meena!

Meena:..... Tony.

Thank you

Happy Deepavali

Happy Christmas

3. Write

Festival	Greeting
Ramazan	Happy Ramazan!
Vesak	
Christmas	
Deepavali	

Lesson 7

Let's learn festive food

Sinhala and Tamil New Year



Milk rice

Ramazan



Watalappan

Deepavali



Laddu

Christmas



Christmas cake

1. Match



Milk rice




Watalappan



Laddu



Christmas cake



2. Draw and colour the festive food


Sinhala and Tamil New Year




Christmas



Deepavali



Ramazan




3 complete

Christmas cake, ~~milk~~ rice, watalappan, laddu

1. We make**milk rice** ... for Sinhala and Tamil New Year.
2. We make for Christmas.
3. We make for Deepavali.
4. We make..... for Ramazan.

Lesson 8

Let's wish our friends



Vesak cards



Thaipongal cards



New Year cards




Christmas cards

1. Match



Vesak card



Christmas card




New Year card

2. Write greetings



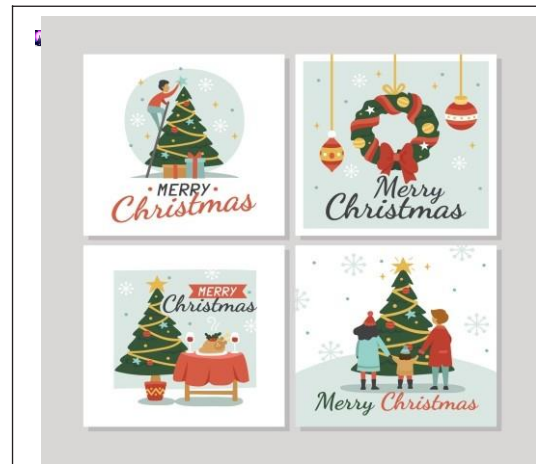
Wish you
a Happy New Year!

From : Meena
To : Rasini



.....
.....

From : Navaz
To : Dasun



.....
.....

From : Rasini
To : Tony

3. Make a greeting card to your friend

Lesson 9

Let's learn "what's happening now"



She is singing



He is running



Bird is flying

When we talk about actions that are happening now, we use **Present Continuous Tense**

Subject + is + Verb + ing

1. Match



She is swimming.



He is jumping.



He is reading a book.



He is making a snowman.



It is climbing a tree.

2. Complete



Eg - walk + ing = walking

cook + ing =

play + ing =



jump + =

read + =

3. Arrange the words to make a sentence.

01 - cricket / is / Nisal / playing

.....

02 - reading / a / is / book / Mohan

.....

03 - is / wrting / an / Amali / essay

.....

04 - news / is / Father / watching

.....

05 - garden / the / Mother / is / sweeping

.....

Lesson 10

Let's learn "This" and "These"

I like this pen.



I like these pencils.



I'm Mashi.

Now I'm at a book shop.

I like this



1. Read and Match.


1. I like **this** book.

2. I like **these** pens.

3. I like **this** file holder.

4. I like **these** rulers.

5. I like **this** bottle.



2. Fill in the blanks.

I like this pen.



I like these pencils.



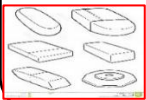
I like book.



I like rulers.



I like erasers.



I like bottles.



I like file
holder.



I like sticker card.



03. Fill in the blanks.

1. I likethis..... (this/ these) pen.
2. I like..... (this/ these) pencils.
3. I like (this/these) story book.
4. I like (these /this) pencil boxes.
5. I like (these/this) file holder.
6. I like (this/these) yellow eraser.

Lesson 11

Let's go shopping




I'm going shopping.

Would you like to learn new words?

shop	
cashier	
seller	
books	
price	

1. Match

- 1. shop
- 2. books
- 3. price
- 4. seller
- 5. cashier



2. Find and write the words in the blanks

shop	books	seller
------	-------	--------

- a. shop
- b. books
- c. seller

01. pricesellerbooks

- a
- b
- c

03. booksshopseller

- a
- b
- c

02. shopsellerprice

- a
- b
- c

04. cashierbooksprice

- a
- b
- c

3 Fill in the blanks



pr.....c.....



sh.....p



c.....sh...er

Lesson 12

Let's mark full stop



1. Mark the full stop.




My name is Mashi.

I'm a girl.



My name is Browny

I'm a dog



My name is Kitty

I'm a cat

2. Mark true(✓) or false (✕)

1. This is my mother.
2. There is a pond
3. I like to visit Kandy.
4. I have a pet cat
5. My favorite drink is water.
6. My mother is a teacher.
7. I can sing songs

3. Mark the full stop.

Myself

I am Mashi I am a girl I am 10 years old I go to school I am in grade 4 I can run I can jump I like apples I like water My favourite subject is English

Lesson 13

Let's learn question mark



Hi ! friends,
I'm full stop
This is my best buddy



Hi! I'm Question
Mark

What is your name?

I'm Question Mark.

1. Write full stop or question mark.

	?	.
e.g. What is your name	?	.
1. Mashi is a girl		
2. Do you like apples		
3. This is a big house		
4. Can you jump		
5. I like toffees		

4. Write the sentences in the correct box.

full stop	question mark
a. I have two sisters.	

- a. I ~~have~~ two sisters.
- b. I can swim in the river.
- c. Do you like ice-cream?
- d. My mother is beautiful.
- e. What is your school?
- f. Am I a good boy?

3. Mark (?) or (.)

Example - Is this a cat :-

Is this a cat?

.....

1. I love my mother :-

.....

2. I like apples :-

.....

3. Where is your school :-

.....

4. My name is Mala :-

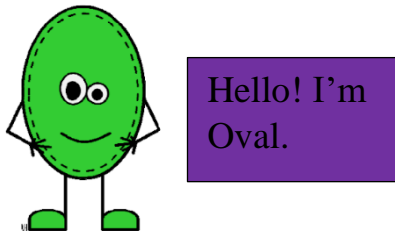
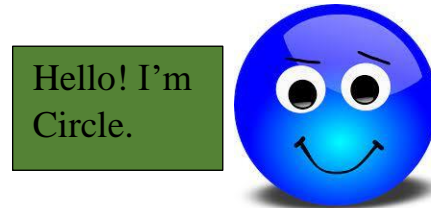


.....

5. How are you :-

.....

Lesson 14

Let's learn shapes



1. Match


a. Square

b. Rectangle

c. Triangle

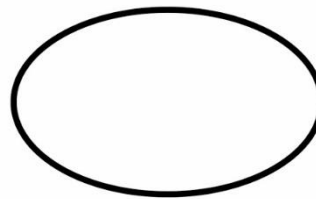

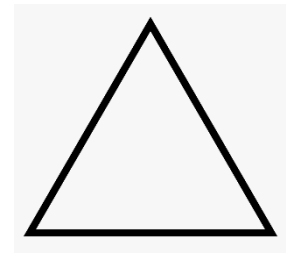
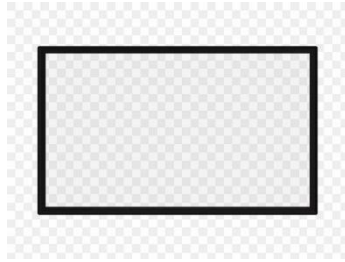
d. Circle

e. Oval

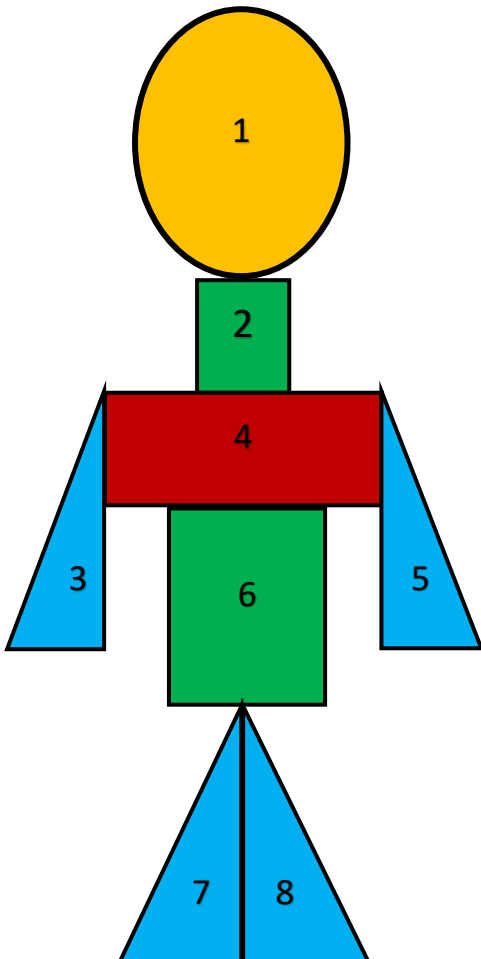


2. Colour

- a. Circle is .green.
- b. Square is blue.
- c. Rectangle is yellow.
- d. Triangle is .orange
- e. Oval is red.



3. Name the shapes



01.....circle.....

02.....

03.....

04.....

05.....

06.....

07.....


08.....

Lesson 15

Let's learn 'how many'



Mashi, how many pencils can you see?



1. Help Mashi to answer....

a. **How many** pencils can you see?three.....

b. **How many** apples can you see?




c. **How many** birds can you see?



d. **How many** umbrellas can you see?




2. Answer the following questions

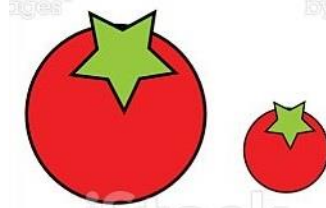


- a. **How many** apples can you see?five.....
- b. **How many** pineapples can you see?
- c. **How many** bananas can you see?
- d. **How many** mangoes can you see?


3. Circle the correct answer and write sentences



4	3	5
Four	Three	Five



2	7	4
Two	Seven	Four



7	3	1
Seven	Three	One

are/ five/There/ carrots
 ..There are five carrots....

are/two/There/tomatoes

three/There/pineapple/are

Lesson 16

Let's learn 'how much'



Now I'm at a book shop. I want to know the prices.

How much is this ruler?



It is ten rupees.

Rs.10.00



Rs.10.00



Rs.20.00



Rs.15.00








Rs.30.00

1. Read and answer.

1. **How much** is this ruler?It is ten rupees.....
2. **How much** is this bag? It is
3. **How much** is this sticker card? It
4. **How much** is this umbrella?

2. Read and mark true (✓) or false (✕)

Price List				
school Bag		Rs. 50.00	The school bag is fifty rupees.	<input checked="" type="checkbox"/>
ball		Rs. 10.00	The ball is ten rupees	<input type="checkbox"/>
bat		Rs. 30.00	The bat is forty rupees.	<input type="checkbox"/>
hat		Rs. 40.00	The hat is forty rupees.	<input type="checkbox"/>
doll		Rs. 45.00	The doll is forty-five rupees.	<input type="checkbox"/>

3. Re arrange the following sentences.

01. fifty / rupees/ The school /bag / is
The school bag is fifty rupees.....

02. ten/ The ball/ rupees/is/

03.is/ The bat/ /rupees/ thirty

04.forty/ rupees/The hat/is


05.The doll/ forty five/ rupees/ is

Lesson 17

Let's learn the days of the week



1. Colour the flower



Monday – red

Tuesday – yellow

Wednesday – blue

Thursday – pink

Friday – orange

Saturday – green

Sunday – purple



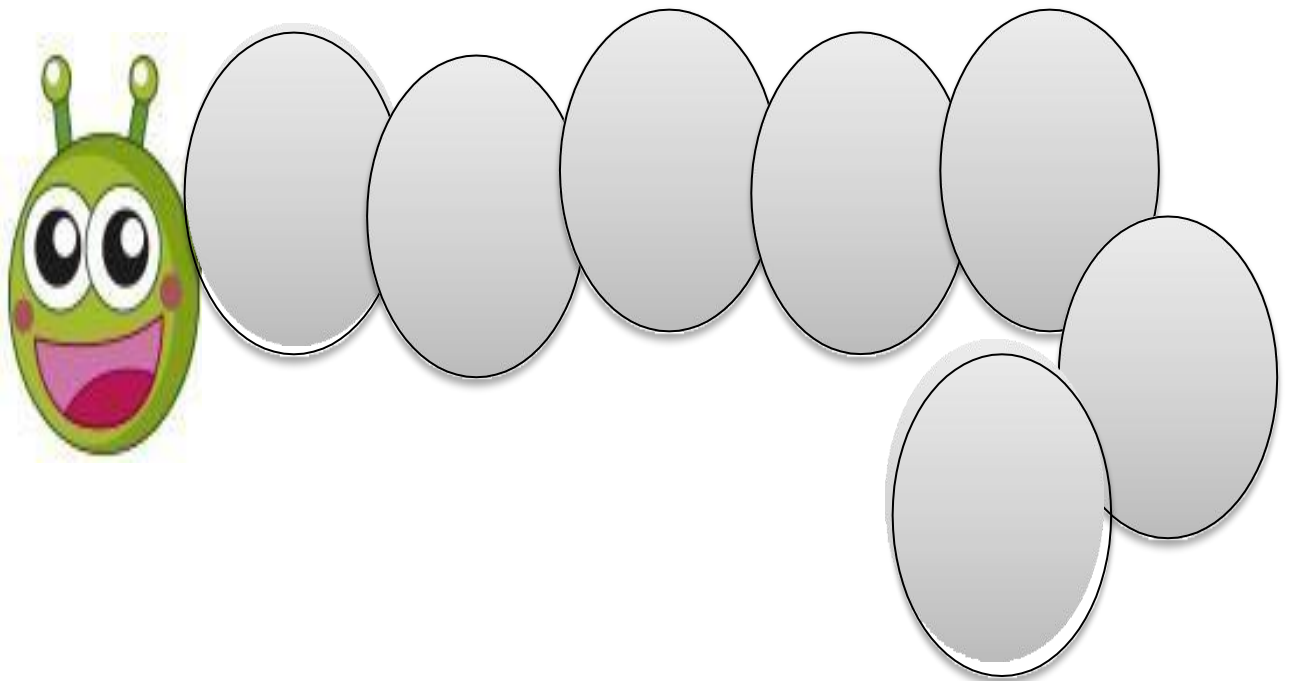
The first letter of the days
is capital.

Eg:- Monday

2. Rearrange the letters

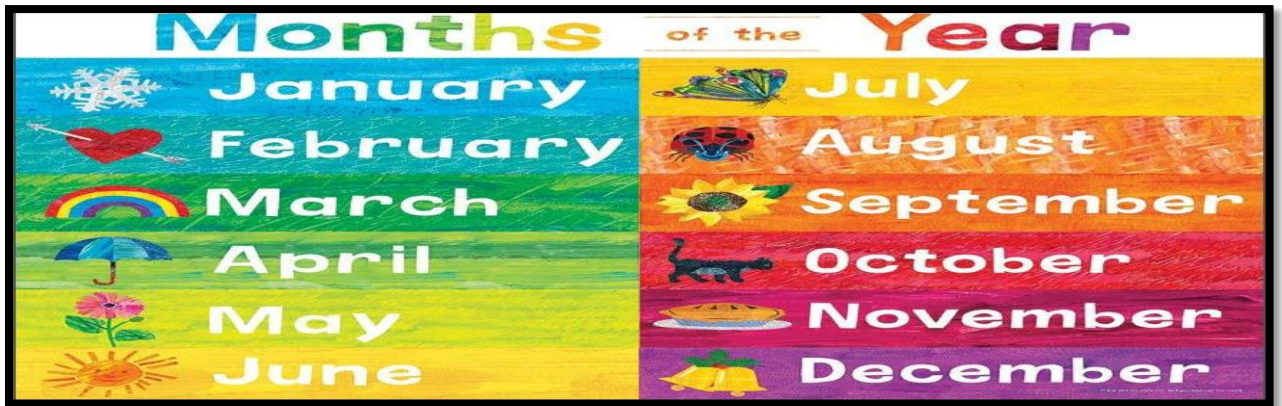
nomyad	M								
esutady	T								
dwesnayde	W								
srthdyua	T								
irdfya	F								
yasarudt	S								
unasyd	S								

3. Write the days of week in order



Lesson 18

Let's learn the months of the year



1. Fill in the boxes.

1. J n y

2. F r r

3. M h

4. A i

5. M

6. e

7. J l

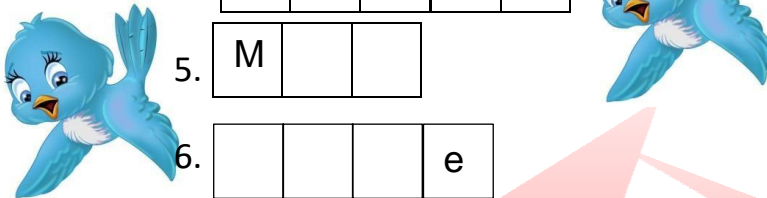
8. A g t

9. S t b

10. O o r

11. N e e

12. D c b



The first letter of the months of the year is capital

Before

After

April
June

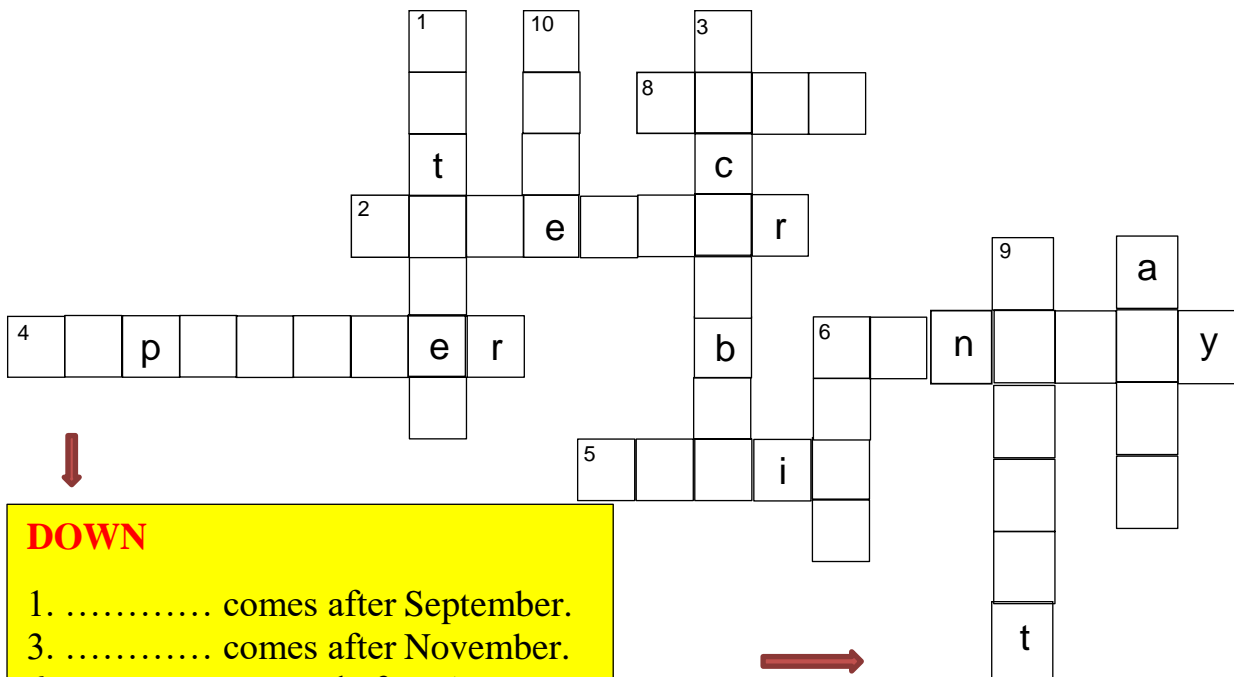
May
July

June
August

2. Complete

Before	Month	After
.....June.....	July September March August February November	...August...

3. Complete the puzzle



DOWN

1. comes after September.
3. comes after November.
6. comes before August
- 7..... comes before June.
9., comes after July.
- 10 comes before July.
- 11 comes after February.

ACROSS


2. comes before December.
- 4..... comes after August
- 5.....comes before May.
- 6comes before February.
- 8..... comes after Januarv

4. Colour the months

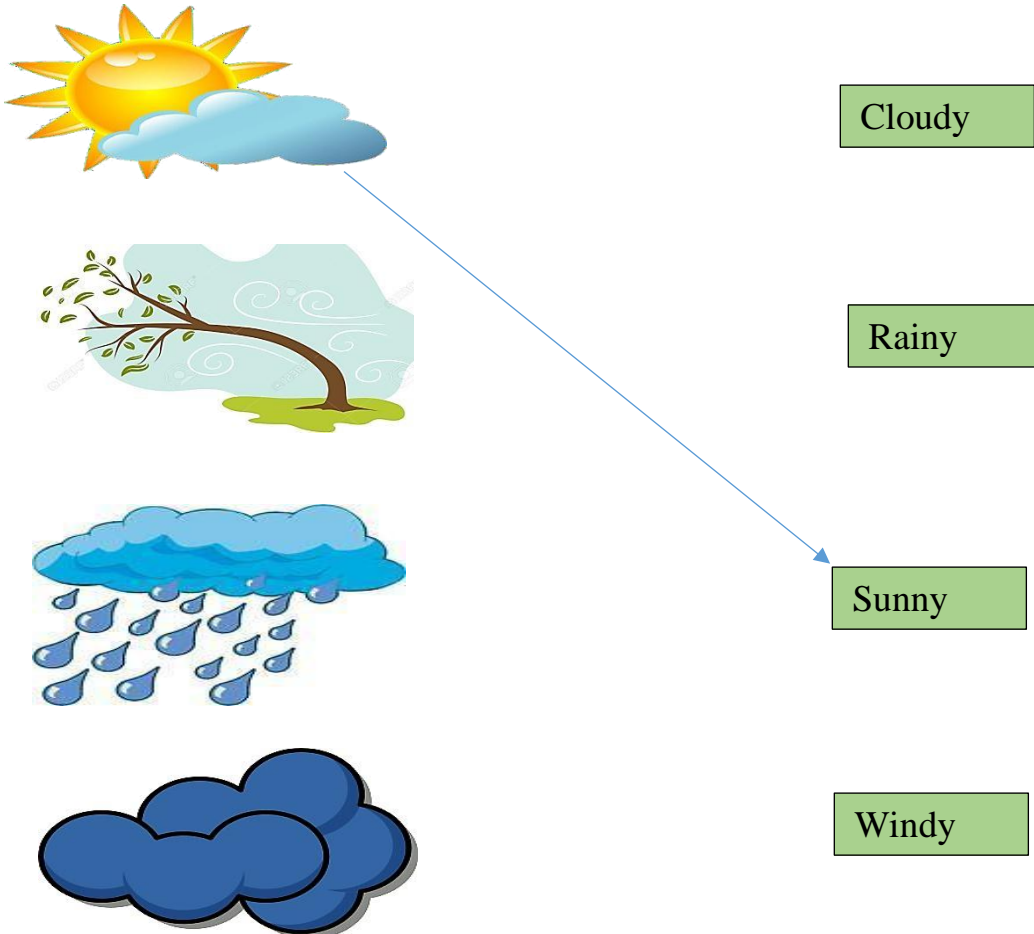
l	D	o	r	p	J	k	A	p	r	i	l	y
p	e	N	b	e	u	j	l	o	r	b	c	S
z	c	o	F	k	l	M	a	r	c	h	v	e
O	e	v	e	z	y	s	p	d	f	l	M	p
c	m	e	b	c	g	m	w	z	l	r	a	t
t	b	m	r	A	u	g	u	s	t	u	y	e
o	e	b	u	m	b	s	t	a	r	y	p	m
b	r	e	a	p	b	t	J	u	n	e	j	b
e	u	r	r	a	p	k	u	s	e	f	r	e
r	k	b	y	w	J	a	n	u	a	r	y	r

Lesson 19

Let's learn weather words



1. Match



2 Complete the sentences



It 's on Monday.



It 's on Tuesday.



It 's on Thursday.

3.



It 's on Friday.

2. Read and draw

1.



sunny day

2.




windy day

3.



rainy day

4.




cloudy day

Lesson 20


Let's learn to say the time

Study the time




©DESIGNALIKE

It's **three o'clock**



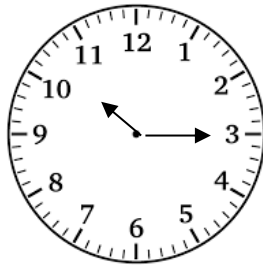
©DESIGNALIKE

It's **seven o'clock**





©DESIGNALIKE

It's **two fifteen**



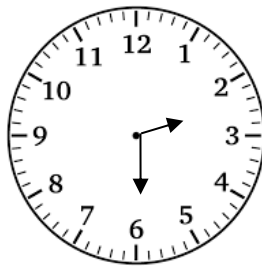
©DESIGNALIKE

It's **ten fifteen**



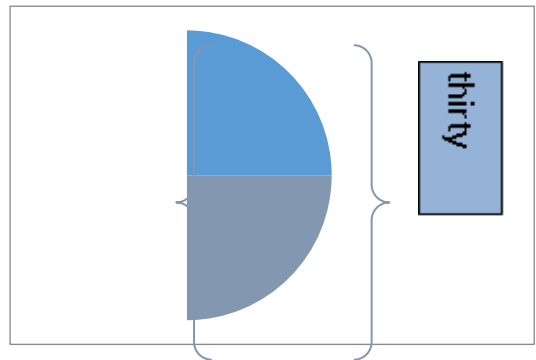
©DESIGNALIKE


It's **eight thirty**



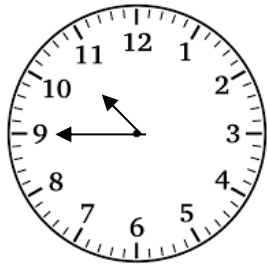
©DESIGNALIKE

It's **two thirty**

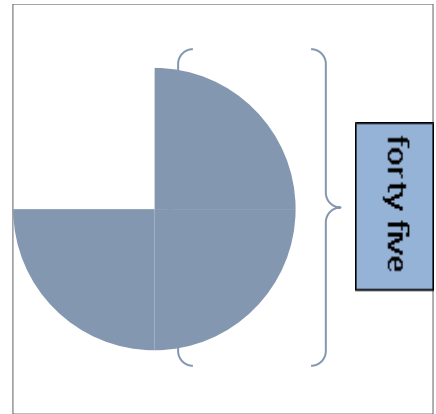




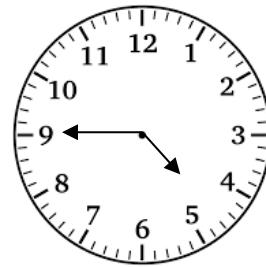
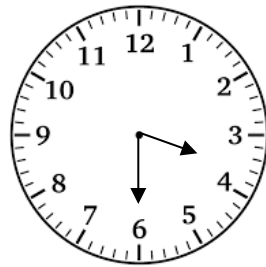
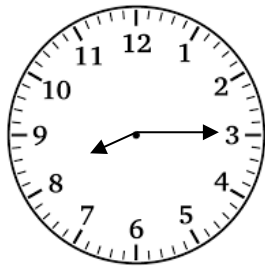

It's four **forty five**



It's ten **forty five**




1. Write the time.



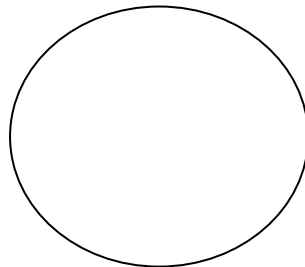
It's ...two o'clock... ..

2. Draw clocks and mark the time.


It's five thirty




It's six forty five



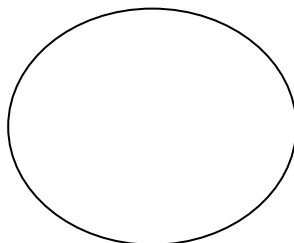
It's ten o'clock



It's four fifteen



It's eight thirty



It's seven forty five

